

## Equipment Parts and Accessories



### Auto Scrubbers



#### NACECARE 20" ELECTRIC AUTO SCRUBBER

- Patented flip lip-up head design for simple and easy brush and pad changes - no crawling underneath
- Fully adjustable handle make the machine comfortable to use for any operator
- Excellent pad pressure allows for scrubbing or stripping
- Excellent water pick up dries the floor like no other
- Stainless steel chassis will never rust
- Structural foam brush deck is rust proof , durable and carries a 10 year warranty
- Semi parabolic squeegee with polyurethane blades pivots to give you efficient water recovery on turns and is easily removed for cleaning
- The entire unit can be broken down into sections for manual transport up and down stairs
- So compact, so easy to use, for anyone

**16-120-06 AUTO SCRUBBER, 20", ELECTRIC, NACECARE Each**



- Cleaning Path: 20"
- Pad Size: 20"
- Solution Tank: 11 gallons
- Recovery Tank: 11 gallons
- Brush Pressure: 105 pounds
- Brush Speed: 180 RPM
- Brush Motor: 1200W - 1.6HP
- Power Cord: 65 feet

## Equipment Parts and Accessories



### Auto Scrubbers

#### **N** NOBLES' NOBLES SPEED SCRUB AUTO SCRUBBERS

Just scrubbed floors are immediately dry and safe. You control how deep you clean with variable down pressure and solution flows. Keep solution in squeegee recovery path with free-floating, self-adjusting head skirt (disk models). Operator stays comfortable with height adjustable console. Reduce training time with Quick-Train™ controls. Quickly clean big spaces with less empty/fill cycles with the huge solution and recovery tanks. Perfect for noise sensitive environments; disk 67 dBA, cylindrical 68 dBA. Match your cleaning needs with disk and cylindrical (scrub/sweep) scrub heads. Charge the battery at any 120 Volt outlet with the onboard charger. "No hassle" squeegee system set at the best angle for solution recovery.

**16-024-06      24" DISK SPEED SCRUB      Each**  
**16-028-06      28" DISK SPEED SCRUB      Each**



- Disk 67 dBA, Cylindrical 68 dBA
- 22.5 gal / 85 L solution tank and 27 gal / 102 L recovery tank with built-in demisting chamber
- 0.85 hp / 0.63 kW, 3-stage vacuum motor
- 100% recovery on 180 degree turns
- Four 6-volt batteries
- Durable, corrosion-proof polyethylene construction

#### **COMMONLY REPLACED PARTS & ACCESSORIES**

17-1804-02	SQUEEGEE BLADE, FRONT (24" MODEL ONLY)	Each
17-1333-02	SQUEEGEE BLADE, REAR (24" MODEL ONLY)	Each
17-3327-02	SQUEEGEE BLADE, FRONT (28" MODEL ONLY)	Each
17-3329-02	SQUEEGEE BLADE, REAR (28" MODEL ONLY)	Each
17-7380-02	DRAIN HOSE ASSEMBLY, COMPLETE	Each
NI612056	4" CASTERS, 2 EACH	Each
NI1005302	INLINE FILTER	Each



## Equipment Parts and Accessories



### Auto Scrubbers

#### **N** NOBLES' NOBLES 26" RIDER AUTOMATIC SCRUBBER

Clean tight spaces and narrow aisles thanks to the Speed Scrub's compact design and exceptional maneuverability. This versatile micro-rider moves through doorways and onto elevators easily. It's ideal for scrubbing a variety of floor surfaces in high-traffic environments such as schools and campuses, healthcare facilities, retail stores, hotels, convention centers and airports.

<b>16-075-07</b>	<b>26" RIDER AUTOMATIC SCRUBBER</b>	<b>Each</b>
<b>16-077-07</b>	<b>32" RIDER AUTOMATIC SCRUBBER</b>	<b>Each</b>



- Brush Size (2 disc): 13 inch.
- Solution Tank: 29 gallon.
- Recovery Tank: 29 gallon.
- Standard Batteries (24 volt): 235 ah (3.0 hours).
- Optional Heavy Duty Batteries (24 volt): 335 ah (4.5 hours)
- Warranty: 3 years/1500 hrs on parts and labor (excluding batteries). 10 years on rotationally-molded polyethylene tanks

#### **COMMONLY REPLACED PARTS & ACCESSORIES**

<b>17-0942-02</b>	<b>SQUEEGEE BLADE, REAR, LINATEX, 37.5" (FOR 26" RIDE ON ONLY)</b>	<b>Each</b>
<b>17-0943-02</b>	<b>SQUEEGEE BLADE, FRONT, LINATEX, 35.0" (FOR 26" RIDE ON ONLY)</b>	<b>Each</b>
<b>17-0560-02</b>	<b>BUMPER WHEEL, NON-MARKING</b>	<b>Each</b>
<b>17-4266-02</b>	<b>DRAIN HOSE (FOR 26" RIDE ON ONLY)</b>	<b>Each</b>
<b>17-3763-02</b>	<b>SWITCH, ROCKER, PADDLE</b>	<b>Each</b>
<b>17-1735-02</b>	<b>SWITCH, SAFETY, SHUT OFF</b>	<b>Each</b>
<b>17-3599-02</b>	<b>VALVE, WATER, SOLENOID</b>	<b>Each</b>
<b>17-0113-02</b>	<b>FILTER, PANEL, DUST, 2.3 X 4.5</b>	<b>Each</b>
<b>17-5911-02</b>	<b>KNOB, STAR, FOR SQUEEGEE, 2.75"DIA</b>	<b>Each</b>

## Equipment Parts and Accessories



### Auto Scrubbers



**NOBLES**

**NOBLES SPEED SCRUB AUTOMATIC SCRUBBER, BATTERY OPERATED**

Nobles Speed Scrub, 20" walk behind automatic scrubber is battery operated. Non-corroding cast aluminum scrub decks and squeegee frames. It has been tested to over 100,000 real-world vacuum cycles. 100% water recovery, even in 180 degree turns. Top of the line results in any application, thanks to powerful scrub motor and exceptional down pressure. Floors dry in seconds with optional FaST? Technology. Whisper-quiet 68.5 dBA noise level. Simple, familiar Quick-Train? Controls. Easy, no tool brush and squeegee replacement. Solution Tank Capacity: 10.5 gallons/40 L. Recovery Tank Capacity: 15 gallon/57 L. Warranty: 3 years/ 2500 hrs on parts and labor (excluding batteries); 10 years on rotationally-molded polyethylene tanks. Also available in 17".

16-087-06	20" WALK BEHIND SPEED SCRUB AUTO SCRUBBER (PAD ASSIST)	Each
16-064-06	20" WALK BEHIND SPEED SCRUB AUTO SCRUBBER, TRANSPORT DRIVE (SELF-PROPELLED)	Each
16-062-06	20" WALK BEHIND SPEED SCRUB AUTO SCRUBBER WITH FaST TECHNOLOGY (PAD ASSIST)	Each



**COMMONLY REPLACED PARTS & ACCESSORIES**

17-1232-02	SQUEEGEE BLADE, FRONT, RED LINATEX	Each
17-1456-02	SQUEEGEE BLADE, REAR, RED LINATEX	Each
17-7380-02	DRAIN HOSE	Each
17-7696-02	KEY, REPLACEMENT	Each
17-4079-02	HOSE CLIP, FOR VACUUM HOSE	Each
17-0560-02	BUMPER WHEEL ON SQUEEGEE ASSEMBLY	Each
17-0558-02	KNOB, STAR, ON SQUEEGEE ASSEMBLY	Each
17-6343-02	SWIVEL CASTER, ON SQUEEGEE ASSEMBLY	Each

## Equipment Parts and Accessories



### Auto Scrubbers

**NOBLES** Get deep cleaning results in congested spaces. Completely recover dirty water. Start cleaning immediately with the simple "all in one" trigger operation. Expect years of dependable operation thanks the category's only cast aluminum frame and scrub head and industry-leading 10/3/3 warranty!

**16-115-06      15" ELECTRIC SPEED SCRUB      Each**



#### COMMONLY REPLACED PARTS & ACCESSORIES

<b>17-3197-02</b>	<b>NYLON SCRUB BRUSH</b>	<b>Each</b>
<b>17-7277-02</b>	<b>POLY SCRUB BRUSH</b>	<b>Each</b>
<b>17-7278-02</b>	<b>ABRASIVE SCRUB BRUSH</b>	<b>Each</b>



## Equipment Parts and Accessories



### Auto Scrubbers

#### Discontinued Auto Scrubber Parts



**NOBLES SPEED SCRUB 20" AUTO SCRUBBER=====DISCONTINUED=====**  
Both the Nobles Speed Scrub, 20" Auto Scrubber Electric and Battery operated machines has been discontinued. However, replacement parts are still available for these two machines.

**NISS2001E = Electric**

**NISS2001B = Battery**



<b>COMMONLY REPLACED PARTS &amp; ACCESSORIES</b>		
17-2792-02	SQUEEGEE BLADE, REAR, RED LINATEX	Each
17-2983-02	SQUEEGEE BLADE, FRONT, RED LINATEX	Each
NI603659	SQUEEGEE BLADE, 27", RIBBED, SEMI-CLEAR	Each
NI130869	BATTERY, 2 EACH (BATTERY MODEL ONLY)	Each
NI130227	CORD, 20" (FOR ELECTRIC MODEL ONLY)	Each
NI130229	75' EXTENSION CORD (ELECTRIC ONLY)	Each
17-0143-02	DRAIN HOSE ASSEMBLY COMPLETE	Each
NI605357	VACUUM MOTOR (BATTERY MODEL ONLY)	Each
NI130402	VACUUM MOTOR (ELECTRIC MODEL ONLY)	Each
17-2022-02	WHEEL, 8"	Each
NI130481	BRUSH DRIVE MOTOR (ELECTRIC ONLY)	Each
NI130491	BRUSH DRIVER MOTOR (BATTERY ONLY)	Each
17-8519-02	COMPLETE SKIRT ASSEMBLY	Each
GI20UHS	20" ULTRA HIGH SPEED FLOOR PADS	Each
NI100105	LID, CENTER ONLY, CLEAR	Each
NI608605	SWITCH, ROCKER	Each
NI200823	HANDLE GRIPS	Each
17-3047-02	WHEEL, BUMPER FOR SQUEEGEE, 2"	Each

## Equipment Parts and Accessories



### Auto Scrubbers

#### Discontinued Auto Scrubber Parts

**NOBLES** NOBLES 26" SPEED SCRUB AUTO SCRUBBER====DISCONTINUED====  
Nobles Speed Scrub Auto Scrubber has been *DISCONTINUED*. However, replacement parts are still available for these machines.  
**NI602816**



#### COMMONLY REPLACED PARTS & ACCESSORIES

17-5029-02	SQUEEGEE BLADE, REAR, RED LINATEX	Each
17-5030-02	SQUEEGEE BLADE, FRONT, RED LINATEX	Each
NI603661	SQUEEGEE BLADE, 34", RIBBED SEMI-CLEAR	Each
NI612056	CASTER, 4"	Each
17-0477-02	VACUUM MOTOR	Each
17-0143-02	DRAIN HOSE ASSEMBLY COMPLETE	Each
17-3026-02	WHEEL, 8", NEOPRENE, SOLID	Each
NI130491	BRUSH DRIVE MOTOR	Each
17-9770-02	SKIRT ASSEMBLY, RIGHT SIDE	Each
17-9771-02	SKIRT ASSEMBLY, LEFT SIDE	Each
NI600394	BATTERY, 2 EACH	Each
NI100105	LID, CENTER ONLY, CLEAR	Each
NI200823	HANDLE GRIPS	Each
17-0560-02	WHEEL, SIDE BUMPER	Each
17-3047-02	WHEEL, FRONT BUMPER, 2" DIAMETER	Each

## Equipment Parts and Accessories



### Burnishers & Strippers



#### TRACKER 3000 PROPANE BURNISHERS

Tracker 3000 deeply strips/scrubs in a 30" path with two 16" counter rotating brushes removing multiple layers of floor finish easily with its propane powered engine. No need for high voltage electric cords. Run time is 5 to 6 hours per propane cylinder. Available with your choice of Kawasaki, Robin or Honda engines. Emissions protected by three-way catalytic muffler on Kawasaki and Robin engines. Emissions shut down system, two 16" pad drivers, and solution tank kit are available options.

All machines come standard service alert (hour) meter, two gear driven Strata Grit Plus 16" stripping brushes, easy change brush to pad drivers, transport wheel, adjustable handle, aluminum safety-fill fuel cylinder with overflow prevention device (OPD) (UL and DOT approved), and two year warranty. Designed and manufactured in the U.S.A.

<b>16-867-01</b>	<b>TRACKER 3000 WITH KAWASAKI ENGINE</b>	<b>Each</b>
<b>16-570-01</b>	<b>TRACKER 3000 WITH ROBIN ENGINE</b>	<b>Each</b>



*Features:*

- Deep scrub or strip
- 30" cleaning path
- Two 16" gear driven brushes
- Low profile 4" deck
- No-flat 10" tires
- Centrifugal clutch
- Gear box driven
- EPA & CARB approved

#### COMMONLY REPLACED PARTS & ACCESSORIES

<b>17-0014-02</b>	<b>BATTERY, 12 VOLT, SEALED</b>	<b>Each</b>
-------------------	---------------------------------	-------------

## Equipment Parts and Accessories



### Burnishers & Strippers



#### EAGLE BURNISHERS

The Talon Series provides a variety of buffing widths in a high powered propane machine. No need for high voltage electric cords and generators. Run time is 5 to 6 hours per propane cylinder. Engine choices include Kawasaki, Robin or Honda (Honda not available on 27"). Emissions protected by three-way catalytic muffler (not on Honda engines). Options include electric clutch or kill switch, Emissions shut down system and Easy Gloss Spray system.

All machines come standard with service alert (hour) meter, 360o floating swivel spin-on pad driver, adjustable handle, aluminum safety-fill fuel cylinder with overfill prevention device (OPD) (UL and DOT approved), and two year warranty. Designed and manufactured in the U.S.A.

<b>EFTAON24</b>	<b>24" EAGLE BURNISHER</b>	<b>Each</b>
<b>EFTAON27</b>	<b>27" EAGLE BURNISHER</b>	<b>Each</b>



#### Features:

- Endless run time
- Adjustable wheel brackets
- Adjustable handle
- Increased productivity
- Ergonomic Design
- EPA & CARB approved

#### COMMONLY REPLACED PARTS & ACCESSORIES

<b>17-0014-02</b>	<b>BATTERY, 12 VOLT, SEALED</b>	<b>Each</b>
-------------------	---------------------------------	-------------

## Equipment Parts and Accessories



### Burnishers & Strippers

**N** **NOBLES'** **NOBLES 20" SPEEDSHINE BURNISHER**

The SpeedShine line of high-speed Burnishers delivers excellent gloss performance on a variety of finished floors. Has a lock-out safety switch, pad driver, 75' power cord and free-floating handle for user comfort and better performance. Made of rotationally molded polyethylene that won't crack, dent, and rust or corrode. 15 Amps, 1.5 HP, Flexible disc with centering lock, free floating motor, accommodates uneven floors. Warranty: 10 years on the rotationally-molded polyethylene housings and parts to be free from defect in materials and workmanship, under normal use and service to the original end user. 3 years on the performance of non-polyethylene parts and components to be free from defects. 3 years on labor charges.

**16-118-07      20" SPEEDSHINE BURNISHER      Each**



<b>COMMONLY REPLACED PARTS &amp; ACCESSORIES</b>		
<b>GI20UHS</b>	<b>20" ULTRA HIGH SPEED BURNISHING PADS</b>	<b>Case</b>
<b>NI602747</b>	<b>50' POWER CORD</b>	<b>Each</b>
<b>NI200823</b>	<b>GRIP, HANDLE TUBE</b>	<b>Each</b>
<b>NI602750</b>	<b>HOOK, FOR POWER CORD</b>	<b>Each</b>
<b>NI103067</b>	<b>WHEEL, 5" GRAY</b>	<b>Each</b>
<b>NI103066</b>	<b>WHEEL, 4" GRAY, TILT</b>	<b>Each</b>

## Equipment Parts and Accessories



### Burnishers & Strippers Speedgleam Plus

- NOBLES** Battery Powered Floor Burnisher, Self Propelled, 2500 RPM, Motor HP 3, Pad Size 20 In, Dust Control Cloth Filter to .3 microns at 99%, Construction Rotationally Molded, Includes 215 AH Batteries, Flexible Pad Driver, and Variable Pad Pressure
- 16-038-07**      **BURNISHER, NOBLES SPEEDLEAM PLUS**      **Each**  
**(SELF PROPELLED)**



- NOBLES** **NOBLES 20" ULTRA SHINE DUST CONTROL BURNISHER**
- Enjoy smooth, quiet operation with the Ultra Shine™ high-speed dust control burnisher. The patented\* free-floating head produces even results on uneven floors. Automatic vacuum actuation pulls the pad to the floor and the powerful motor delivers 2000 rpm for superior gloss performance. The adjustable folding handle allows the unit to be easily transported or stored in small areas. Pad pressure knob and amp meter make optimum adjustment easy. Extreme duty flexible dust skirt is the most effective in the industry at containing dust. The cloth filter bag traps dust particles during operation and virtually eliminates dust mopping after burnishing. \*U.S. Patent No. D345035,
- NI1000150**      **20" ULTRA SHINE BURNISHER**      **Each**





## Equipment Parts and Accessories



### Carpet Extractors



#### **BELAIRE EXTRACTOR WITH WAND AND HOSE**

A professional portable extractor with large capacity tanks (17 gallon solution tank, 15 gallon recovery tank) in compact design. Equipped with visual recovery tank level, over flow check, and easy drain. 12" non-marking rear wheels; 3" non-marking front casters. Power Specifications: Vacuum Motor 2 each of 2 stages, Vacuum (in water) 146, Pump Pressure (psi) 100, Flow Rate (gpm) 1.4, Current (amperes/120 Vac) 18. Features Stationary Handle, Vacuum Hose - 25' Solution Hose - 25' 12" Solid Wand Grip Handle

**TC158-I1**

**BELAIRE EXTRACTOR MODEL 2200**

**Each**



## Equipment Parts and Accessories



### Carpet Extractors

#### RX-20 Rotary Extractor



#### HYDRO FORCE ROTARY EXTRACTOR

With the RX-20 Rotary Jet Extractor, you can restore filthy, matted traffic areas without the "back-and-forth fatigue" of conventional tools. The RX-20 combines rotary cleaning with a steam injection/vacuum extraction system, making it the most advanced extraction cleaning system on the market today. This revolutionary machine allows you to thoroughly clean all sides of the carpet fiber in a no-fatigue, one-step process.

**17-1642-01 HIGH SPEED ROTARY EXTRACTOR, RX-20 Each**



#### COMMONLY REPLACED PARTS & ACCESSORIES

17-6076-02	CONE JET	Each
17-7047-02	GASKET, FELT HUB	Each
17-7032-02	MICROSWITCH	Each
17-1001-02	FOAM GRIP FOR HANDLE	Each

## Equipment Parts and Accessories



### Carpet Extractors

#### Falcon Ultra Extractor

**NOBLES' NOBLES BATTERY OPERATED FALCON™ ULTRA EXTRACTOR**

The self-propelled Falcon™ Ultra B extractor's compact design and front-mounted head allow for easy maneuvering around corners and narrow aisles! Its wide 22-inch cleaning path incorporates six spray jets with 100 PSI for excellent solution dispersal and better cleaning performance. Powered by two 12-volt batteries, this extractor runs up to four hours on a single charge. The Falcon™ Ultra B is also equipped with generous 17-gallon solution and recovery tanks to allow for extended operation and a convenient drop-down drain hose for quick emptying of the recovery tank.

**16-351-02      17 GA. FALCON ULTRA EXTRACTOR      Each**



**NOBLES' CANISTER EXTRACTOR, 15 GALLON**

Portable low and adjustable pressure canister carpet extractors make quick work in tight areas. Get quick, easy access to working parts with the convenient clamshell design. The extractor's large rear wheels increase mobility and allow for easier transportation on stairs. Strong and robust construction means years of dependable use. The unique bladder design maximizes solution/recover while minimizing the unit's footprint.

**CXTR1500      CANISTER EXTRACTOR, 15 GALLON      Each**



- Solution tank capacity: 15 gallon
- Recovery tank capacity: 19 gallon
- Solution pump pressure: 100psi
- Solution pump voltage: 120V
- Solution pump flow rate: 1.8gpm
- Vacuum motor stages: 3 stage
- Vacuum motor power: 1.66hp
- Power cord: 25 foot power cord

## Equipment Parts and Accessories



### Carpet Extractors Power Eagle

**NOBLES** NOBLES POWER EAGLE EXTRACTOR

This 20-inch extractor is great for small and medium sized areas. This model is equipped with a 10-gal. solution tank and a 14.5-gal. recovery tank. Cover up to 2,100 square feet per hour with this unit. Solution is delivered through its patented\* expandable tank with spray jets for superior solution dispersal. A powerful 1200-rpm power brush agitates and removes soil while preserving carpet fibers. This unit comes with a drop down hose for easy emptying and a solenoid valve that prevents drips. Simple controls for easy use. \*U.S. Patent No. 4,956,891

<b>CXPE1000</b>	<b>10 GA. POWER EAGLE EXTRACTOR</b>	<b>Each</b>
<b>X55CXPEWND</b>	<b>POWER EAGLE WAND &amp; HOSE KIT INLCUDES</b>	<b>Kit</b>
	<ul style="list-style-type: none"> <li>• 12" Carpet Wand (#17-1201-01)</li> <li>• 15' Solution/Vacuum Hose (#GV6779-15)</li> </ul>	



#### COMMONLY REPLACED PARTS & ACCESSORIES

<b>PT101678</b>	<b>50' EXTENSION CORD</b>	<b>Each</b>
<b>NI100105</b>	<b>LID, CENTER ONLY, CLEAR</b>	<b>Each</b>
<b>NI100112</b>	<b>DOMES, VACUUM</b>	<b>Each</b>
<b>NI240217</b>	<b>KNOB FOR VACUUM DOME</b>	<b>Each</b>
<b>17-7072-02</b>	<b>DRAIN HOSE ASSEMBLY COMPLETE</b>	<b>Each</b>
<b>NI130996</b>	<b>VACUUM MOTOR</b>	<b>Each</b>
<b>NI103068</b>	<b>WHEEL, 10" GRAY</b>	<b>Each</b>
<b>NI130441</b>	<b>SWITCH, MOMENTARY PULSE</b>	<b>Each</b>
<b>NI130237</b>	<b>18" CORD</b>	<b>Each</b>
<b>NI200825</b>	<b>SHOE, CARPET NOZZLE, 20"</b>	<b>Each</b>



## Equipment Parts and Accessories



### Carpet Extractors Speed EX

**NOBLES** Easily reach into tight spaces with ultra low-profile design. Clean longer and more comfortable with ergonomic handle and low-effort brush assist operation. Deep clean across the entire cleaning path with two overlapping spray jets, powerful 0.4 hp brush motor and double-tufted brush.

**16-105-02 SPEED EX 5 GALLON SELF CONTAINED CARPET EXTRACTOR Each**



## Equipment Parts and Accessories



### Carpet Extractors Strive

**NOBLES** NOBLES STRIVE WITH READYSpace EXTRACTOR

Nobles pioneered commercial extraction technology. Now with Strive, Nobles has engineered the most effective deep extractor in the industry. Strive's unsurpassed performance stems from two important innovations: Dual Counter-Rotating Brushes - Double agitation and counter-rotation separate more soil from both the front and back of carpet fibers, all in one machine pass. Superior Vacuum Lift - More power means more dirt and debris is lifted out of the carpet and disposed in the recovery tank. Together, powerful extraction and regular ReadySpace cleanings tackle the challenges of ongoing carpet maintenance. With regular use, ReadySpace removes soil before it becomes embedded, leaving carpets cleaner over time and making extraction easier. The results are beautifully clean carpets that last longer.

**16-088-02 NOBLES STRIVE Each**



**COMMONLY REPLACED PARTS & ACCESSORIES**

17-3760-02	22" ROLLERS, SOIL TRANSFER, 2 EACH	Each
17-2280-02	BATTERY, 4 EACH	Each
17-0143-02	DRAIN HOSE ASSEMBLY COMPLETE	Each

## Equipment Parts and Accessories



### Carpet Extractors

#### Pioneer Fast Dry Carpet Cleaning Kit



##### PIONEER FAST-DRY CARPET CLEANING KIT

Quick, dependable, carpet cleaning with ReadySpace patented technology. Clean areas in a snap with forward and reverse motion. Pioneer Fast-Dry Carpet Cleaner has a low profile body with InstaAdjust multi-position handle. Count on the Fast-Dry Compact's rugged construction with corrosion-resistant, cast aluminum frame and durable polyethylene roto-mold tanks. Fill and empty almost anywhere; lift-off solution and recover tanks can be filled under most faucets and emptied into most drains and sinks.

The Fast-Dry Compact Carpet Extractor quickly adjusts for operator comfort and cleaning ease. It easily reaches under tables and desks with ultra low 24" machine profile. You can start cleaning immediately with easy-to-use one-button operation. No tools are required which reduces time and improves reliability with no-tool roller and vacuum shoe maintenance. ReadySpace technology removes the soil before it becomes ground-in:

- Damp soil-transfer rollers grab dirt from carpet fibers and lift it into the machine.
- Inside, sprayers rinse the rollers-not the carpet.
- Two powerful vacuum shoes suck the dirty water into the recovery tank.

High-traffic areas stay cleaner – Delivers a consistent look with regular cleanings. Reduce build up—Less chemical is used which helps prevent resoiling. Maximize carpet life – ReadySpace doesn't damage your carpet like bonnetting can. Reduce the risk of slip-and-fall accidents – Due to fast dry-time you can walk from just cleaned carpet to hard floor with less risk of slipper mishaps.

#### **X55-16-202-02 PIONEER FAST-DRY CARPET CLEANING KIT Kit**

*Kit Includes:*



- *Fast-Dry Compact Extractor (#16-202-02)*
  - *Cleaning path: 15 inches*
  - *Solution tank: 5 gallons*
  - *Recovery tank: 5 gallons*
- *Pioneer Injection Pre-sprayer (#PC9000-FD)*
- *25' Solution Hose (#TCHOSEFD-25)*
- *Pioneer Pre-Condition Plus (#10-067-01-01)*

## Equipment Parts and Accessories



### Carpet Extractors



#### FAST-DRY COMPACT CARPET EXTRACTOR COMMONLY REPLACED PARTS & ACCESSORIES

**17-8953-02 ROLLER ASSEMBLY FOR COMPACT STRIVE** Each  
*Requires 2 Each*



17-9073-02	WHEEL ASSEMBLY, 8"D x 2"W	Each
17-4918-02	WHEEL, RUBBER, 3" DIA	Each
17-6029-02	SWITCH, ROCKER	Each
17-6031-02	HOOK, CORD, QUICK RELEASE	Each
17-4819-02	GASKET, TOOL, COVER	Each
17-9282-02	BELT KIT, WITH INSTALLATION TOOL (QTY 2)	Each
NI25151	VACUUM MOTOR	Each
17-2556-02	FILTER, SOLUTION TUBE, MESH	Each

## Equipment Parts and Accessories



### Carpet Extractors

#### Pioneer Xtract-O-Mop



Eliminate cross contamination while saving time and money by using the Pioneer XTRACT-O-MOP Restroom Cleaning System! The Pioneer Xtract-O-Mop can be used to clean and disinfect restrooms, for hard floor mopping, blood born pathogen and bodily fluid clean up, as a carpet spotter, mini extractor, and carpet pre-sprayer. In addition to being big enough to do those larger clean-up jobs, this unit is a compact, economical powerhouse designed for quick clean-ups. This machine offers a simple solution to most of your hard floor and carpet care needs! From damage and the spin-off clean cover allows positive clean out at the end of each job. The recovery tank releases easily and has a carrying handle with a pour out spout to prevent spilling when emptying. A 3-position switch allows the user to choose the vacuum and spray mode, off, or the pre-spray mode only.

#### PC3000



#### XTRACT-O-MOP SPOTTER WITH HAND TOOL & 8' HOSE

Each

- 3-1/2 Gallon Capacity
- 2HP. 105" Water Lift Vac Motor
- 60 PSI Pump
- 8' Vacuum and Solution Hose
- Stainless Steel Hand Tool
- Float Ball Shut Off. 3 Position Switch
- 25' Power Cord
- 1/4" FPT Brass Coupler

#### X55PC3000-601



#### PIONEER XTRACT-O-MOP RESTROOM CLEANING PLUS KIT

Kit

Kit Includes:

- Xtract-O-Mop Spotter
- Foaming Trigger Hand Sprayer
- Two Bend 54" Aluminum Spray Wand
- 25' 2-into-1 Vacuum and Solution Hose
- Upholstery Tool
- 14" Quick Pick Up Squeegee Floor Tool
- Custodial Cart
- Restroom Cleaning Tools and Brushes
- Super 60 PYM Foamer

**PLEASE NOTE THE XTRACT-O-MOP IS ALSO AVAILABLE IN A 15 GALLON CAPACITY TANK. PLEASE CALL FOR DETAILS.**



## Equipment Parts and Accessories



### Carpet Extractors



#### **PIONEER XTRACT-O-MOP REPLACEMENT PARTS & ACCESSORIES**

17-4753-02-1	SQUEEGEE TOOL, BLACK PLASTIC	Each
17-9475-02	REPAIR KIT FOR SQUEEGEE TOOL (FOR 17-4753-02-1)	Each
19-015-07	TOILET BOWL CADDIE	Each
19-1741-05-5	JANITOR CART W/1BUTTON PROPORTIONER	Each
24-6467-01-8	WEDGE IT DOOR STOP	Each
27-096-02	BOWL SCRUBBER	Each
AI32-S	EZ REACHER, 32"	Each
CM2550-12	TELESCOPIC HANDLE, 6' TO 12'	Each
FP197	DUAL SURFACE BRUSH	Each
GG050P16F	FOAM TIP WITH SCREEN (FOR PC3005 & PC3005-HD)	Each
GG09QCF	FEMALE BRASS COUPLER	Each
GG09QCM	MALE BRASS COUPLER	Each
GG572TFR	PISTOL NOZZLE WITH RUBBER GRIP	Each
KHH-19A	4 WAY WATER KEY	Each
PC1008-5C	SUPER 60 PYM FOAMER, 5 GALLON PAIL	Pail
PC2001NP-5	HANDLE, 5', WOOD THREAD	Each
PC2004-5	HANDLE, 5', METAL TIP	Each
PC3000	XTRACT-O-MOP SPOTTER	Each
PC3003	SPRAYWAND, XTRACT-O-MOP STYLE	Each
PC3005	FOAMER TRIGGER SPRAYER, HANDHELD	Each
PC3005-HD	HEAVY DUTY FOAMER TRIGGER SPRAYER, HANDHELD	Each
PC3006-25	25' HOSE ASSEMBLY, 2 INTO 1 SOLUTION/VACUUM HOSE	Each
PC3006-35	35' HOSE ASSEMBLY, 2 INTO 1 SOLUTION/VACUUM HOSE	Each
PCHOSE-10	10' PIONEER WATER HOSE	Each
WM53018	18" SQUEEGEE BRUSH	Each

### Utility Carts

Utility Cart with 8" wheels and a 3" front swivel caster. Carries hose, cord, tools & and cleaning supplies to the job site.

**PC3125 SPOTTER EXTRACTOR UTILITY CART WITH 8" WHEELS Each**



## Equipment Parts and Accessories



### Dehumidifier



This dehumidifier is a rugged, yet mobile piece of equipment that will operate under extreme conditions and pull large amounts of moisture from the air. Simplicity of operation. Standard 115 v. plugs in anywhere. Rugged wheels and integral handle for mobility. Hour Meter. Extra long power cord. Heavy duty steel chassis. Powder coated for durability.

**16-080-05**

**DEHUMIDIFIER**

**Each**



- Compressor: High Efficiency Rotary.
- CFM: 360
- Running Amps: 2.5
- Capacity: 56ppd@AHAM
- Height: 34"
- Width: 17"
- Depth: 26"

### Floor Machines



In seconds, the Mini-Edger scrubs or polishes hard-to-reach places like behind toilets and fixtures, under ledges, and in tight corners. The Mini-Edger is truly among the machines you'll wonder how you ever did without. A slender, powerful, and ultra-quiet 1/8 HP motor drives the brush or pad attachment for thorough cleaning on nearly all surfaces, including carpets, hard floors, tile, counters, walls, porcelain, and more. And at only 15 pounds, the Mini-Edger is easy to use for long periods of time. Use it for: Baseboard cleaning or stripping Corners where the baseboard and floor meet Bathrooms - including around toilets and under stalls Cleaning spots and spills - use the bonnet method on carpets; use pads or brushes on hard floors Locker rooms and showers Kitchen floors Retail check-out counters (carpeted and hard surface) Elevators - especially those hard-to-clean corners. The Mini-Edger is UL/CSA approved. 765 RPM, 1/8 HP, 6" brush. Weight: 15 pounds"

**PM515451**

**MINI WALL EDGER**

**Each**

## Equipment Parts and Accessories



### Floor Machines

#### Saturn Low Speed Floor Machine Series



No job is too tough for this rugged series of floor machines. With its all-metal construction and steel planetary gear boxes, the Saturn can stand up to the heaviest workloads, yet the ride is surprisingly smooth and quiet. The low speed models are built specifically to handle the stress associated with stripping and scrubbing hard floor surfaces as well as bonnet cleaning and shampooing carpets. Features like the quick and easy handle adjustment, anti-fatigue design, and the exclusive "lockout lever" for safe two-handed start up make this machine operator friendly and a winner in every commercial setting. Available in six different models, there is a perfect low speed Saturn for any size job.

#### SPECIFICATIONS

<b>BRUSH SPEED</b>	175 RPM
<b>PAD DIAMETER</b>	13", 17" or 20"
<b>MOTOR</b>	13" = .5 HP/1 HP 17" = 1 HP/1.5 HP 20" = 1 HP/1.5 HP
<b>GEAR BOX</b>	.5 HP 1.0 HP—dual planetary 1.5 HP—triple planetary
<b>POWER CORD</b>	50 ft Yellow
<b>BRUSH COVER</b>	Stainless Steel/Powder
<b>HANDLE GRIPS</b>	Soft, anti-fatigue
<b>HANDLE</b>	Chrome-plated steel
<b>WHEELS</b>	5"
<b>BUMPER</b>	Non-marking PVC
<b>OPERATION CONTROL</b>	All metal, dual on-off
<b>WEIGHT</b>	13" (.5/1 HP) — 91 lbs. 17" (1/1.5 HP) — 95 lbs. 20" (1/1.5 HP) — 98 lbs.
<b>SHIPPING WEIGHT</b>	13" — 101 lbs. 17" — 112 lbs. 20" — 115 lbs.
<b>SHIP DIMENSIONS</b>	48" x 23" x 26"
<b>ELECTRIAL DRAW</b>	8.4/13.2 amps 13.2/14.4 amps 14.4/14.4 amps
<b>WARRANTY</b>	10 years on stainless brush cover, 3 years on parts, 1 year on labor



## SpeedShine Floor Machine

### **NOBLES SPEEDSHINE FLOOR MACHINE WITH PAD DRIVER**

The SpeedShine low speed floor machine is a workhorse built to last. A path width of 20 inches and motor size. 1.5 hp single speed motors deliver 175 rpms. Standard features include a pin and blade handle release, safety interlock button and six different operating heights. Optional 3-gallon solution tank available.

**NISPR20-HD      20" SPEEDSHINE FLOOR MACHINE, HEAVY DUTY, WITH PAD DRIVER      Each**



<b>COMMONLY REPLACED PARTS &amp; ACCESSORIES</b>		
<b>NI602747</b>	<b>50' POWER CORD</b>	<b>Each</b>
<b>NI200823</b>	<b>GRIP, HANDLE TUBE</b>	<b>Each</b>
<b>NI602750</b>	<b>HOOK, FOR POWER CORD</b>	<b>Each</b>
<b>NI103066</b>	<b>WHEEL, 4" GRAY</b>	<b>Each</b>
<b>US01F</b>	<b>SOLUTION TANK KIT, 3 GALLON (OPTIONAL ACCESSORY)</b>	<b>Each</b>

## Equipment Parts and Accessories



### Pressure Washers

**HYDRO TEK**  
THE ULTIMATE IN PRESSURE WASHERS

#### HYRDO TEK PORTABLE GAS OR DIESEL PRESSURE WASHER

When electricity is not available and high power cleaning is needed, this pressure washer provides the solution. The commercial duty gas or diesel engine provides the power to both the pump and the diesel fired burner, for hot water, high pressure cleaning at remote sites. The rugged frame can be trailer mounted or can be rolled through a 30" doorway with its optional wheel kit. An invaluable power washer for property management companies, contractors, farmers, mechanics, or anyone who requires a mobile solution to dirt, grease, and grime. Flexible, high intensity 12V Diesel Burner System: Sophisticated 12V burner system transforms available power from system to fire the diesel burner. This efficient burner system offers an economical alternative to provide maximum burner performance. No outside power source is required. Gear Belt Drive or Direct Drive Pump. High torque, "no slip" gear belt, low RPM drive-cooler, quieter, allows continuous performance. These industrial triplex, ceramic plunger pumps outperform the competition in longevity. Direct drive pumps are rated to pull from a water tank without the sacrificing performance.

\*\*Shown with optional wheel and handle kit\*\*

**HTSS32004VH PORTABLE GAS OR DIESEL PRESSURE WASHER Each**



- 4000 PSI
- 250°F Temperature
- 16 HP
- Vanguard Gas Engine/Direct Pump

#### OPTIONAL PARTS & ACCESSORIES:

17-1112-01	12" WHEEL AND HANDLE KIT	Each
17-0188-01	HOSE REEL WITH 50' HOSE	Each
HTDH057	EXTRA 50' HOSE	Each
16-028-09	HYDRO TWISTER	Each



## Equipment Parts and Accessories



### Pressure Washers

#### Cold Water Pressure Washer



#### HYDRO TEK SYSTEMS COLD WATER PRESSURE WASHER

The CP Series pressure washer is the versatile, value conscious choice in heavy duty pressure washers. The unique chassis can be adapted to three types of frame styles to meet your exact needs for size, portability and power. The CP Series is perfect for jobs requiring high mobility: On-site equipment cleaning, auto detailing, graffiti removal, paint preparation, moss and mildew removal from sidewalks and decks, wet sand blasting and more. 14 HP Vanguard Twin Cylinder, ohv, Pressure Lubrication, Oil Filter. Pump: Cat 6DX. Engine Fuel: Unleaded Gasoline, 2 gallons for extended run time - tank is mounted on frame for convenience and safety when refueling. Pump Protection: Thermal relief valve protects pump from heat damage. Options: Heat link water heater, extension hose, wand extension, chemical injection, wet sandblaster, wheel kit with 4 pneumatic tires.

**16-404-04**

**COLD WATER PRESSURE WASHER**

**Each**



#### **OPTIONAL PARTS & ACCESSORIES:**

**WHEEL KIT, TURBO NOZZLE**

**HYDRO TWISTER CONCRETE CLEANER**

**WET SANDBLAST ASSEMBLY**

**HOSE AND WAND EXTENSION**

**WHEEL KIT WITH 3/4" SOLID STEEL AXLES**

**TRAILER AND TANK SKID OPTIONS**

## Equipment Parts and Accessories



### Pressure Washers

#### Hydro Twister



#### HYDRO TEK SYSTEMS HYDRO TWISTER

This twister is a surface cleaner that connects to a pressure washer and uses two nozzles rotating at a high RPM within 1" of the ground. It will clean concrete at up to 15 times the speed of an operator using a wand and with more consistency and less operator fatigue. Simply move the twister over the surface and watch a clean path appear behind the unit.

16-028-09

HYDRO TWISTER

Each



### Specialty Items

#### Quick Clean



#### NOBLES QUICK CLEAN 1500 ALL SURFACE CLEANER

The Quick Clean 1500 is the best solution for cleaning dirty bathrooms and hard surfaces. Use this All Surface Cleaner to clean sinks, urinals and toilets, pools areas, tubs and shower stalls, locker rooms, stairwells, windows and other non-porous surfaces. The Quick Clean 1500 cleans efficiently and more thoroughly than the manual "wipe down" method. Carpet extraction tool kit sold separately. Shipping weight 100 pounds

16-640-09

QUICK CLEAN CANISTER

Each



## Equipment Parts and Accessories



### Sweepers

#### Continental Sweeper



These sweepers clean hard floors and carpets. The self-cleaning flexible rubber blades beat the floor with high frequency, creating friction and momentum that cleanly transports dirt, food, lint and other debris into the dust compartments.

<b>CM5325</b>	<b>9-1/2" SWEEPER</b>	<b>Each</b>
<b>CM5327</b>	<b>12-1/2" SWEEPER</b>	<b>Each</b>



Super-efficient eight-bladed roto-blades. Easily pick up of both large and small debris. Works on virtually any floor surface. Lightweight and compact.

<b>3M15498</b>	<b>SWEEPER 6000</b>	<b>Each</b>
----------------	---------------------	-------------



Handle folds flat to get under low furniture. Cushioned bumpers to protect furniture and walls. Easy-to-empty dual debris canisters. Ideal for floors or low pile carpets.

<b>RM4212</b>	<b>FLOOR AND LOW PILE CARPETS</b>	<b>Each</b>
<b>RM4213</b>	<b>DUAL ACTION SWEEPER</b>	<b>Each</b>

*Natural brush: fine crimped nylon brush for heavy debris.*

#### Cleanboy Push Sweeper



The sweeper weighs only 13 lbs. It is easy to maneuver with an adjustable handle that also folds down for convenient standing or hanging storage. This economical machine has a 21.5 cleaning path, allowing it to sweep an average of 16,125 square feet per hour while collecting debris on both sides of the sweeper. The hopper on the CleanBoy has a capacity of 0.9 cubic feet and is easy to remove for debris disposal. A superior manual sweeper, the CleanBoy is a great value for cost-sensitive customers

<b>16-425-03</b>	<b>CLEANBOY PUSH SWEEPER</b>	<b>Each</b>
------------------	------------------------------	-------------

## Equipment Parts and Accessories



### Sweepers

#### Eagle Power Manual Sweeper



The TK500 manual sweeper is designed to be the easiest-to-use manual sweeper on the market. With a two-stage hopper system, it provides a level of dust control unusual in a manual sweeper. The steel frame provides long-term durability.

- Cleaning productivity up to 27,000 sq. ft./hr.
- Cleaning width up to 28"
- One-hand operation
- Superior dust control
- Lightweight
- Large hopper capacities

**16-500-03 EAGLE POWER MANUAL SWEEPER Each**

#### Nobles Sweeper

##### **NOLBLES SCOUT SWEEPER**

The Scout 28 model is one clean sweeper! Easy three-wheel turning system and fingertip controls are user-friendly for low operator fatigue. The front side broom and 20-inch main brush sweeps up nearly one bushel of litter and debris into its large hopper. The hopper pops out easily for quick emptying, and filter cleaning is a snap. This model comes standard with a 12-volt, 105 amp hour battery for cordless operation up to three hours. Remarkably quiet for noise-sensitive environments.

**16-068-04 SCOUT SWEEPER WITH BATTERIES & CHARGER Each**



## Equipment Parts and Accessories



### Vacuums

#### Super Coach Back Pack Vacuum



The Super Coach Vacuum offers the most power pound for pound of any vacuum on the market. For schools and any large high traffic areas.

##### SUPER COACH BACKPACK VACUUM

Features:

- **Watts:** 1221 W
- **Weight:** 11 lbs.
- **Decibels:** 66db
- **Airflow:** 150 CFM
- **Static Lift:** 100 in.
- **Amps:** 10.6 A
- **Intercept Micro Filtration:** 698 sq in./10 qt.
- **Four Level Filtration:** 1136 sq. in.



X55PT100653S

##### SUPER COACH VACUUM KIT WITH STANDARD TOOL KIT Kit

Kit Includes:

- 56" Two Bend Wand
- 3" Plastic Dust Brush
- Big Mouth Scallop Tool
- Upholstery Tool
- 17" Crevice Tool



X55PT100653P

##### SUPER COACH VACUUM KIT WITH DELUXE TOOL KIT Kit

Deluxe Tool Kit Includes Standard Kit Plus:

- 14" Dust N Sweep Tool
- Strain Relief Belt Clip
- 10 Micro-lined Filter Bags

## Equipment Parts and Accessories



### Vacuums



<b>PRO-TEAM VACUUM COMMONLY REPLACED PARTS &amp; ACCESSORIES</b>			
<b>MICRO FILTER BAGS</b>			
<b>PT100431</b>	<b>MICRO FILTER PAPER BAGS, 10/PK</b> <i>(QuarterVac, TailVac, ProVac, &amp; QuietPro)</i>		<b>Pack</b>
<b>PT100331</b>	<b>MICRO FILTER PAPER BAGS, 10/PK, 672 SQ IN</b> <i>(Super CoachVac)</i>		<b>Pack</b>
<b>17-0291-02</b>	<b>MICRO FILTER PAPER BAGS, 10/PK</b> <i>(LINE VACER)</i>		<b>Pack</b>
<b>17-4544-02</b>	<b>MICRO FILTER PAPER BAGS, 10/PK</b> <i>(ProClean, formally known as RunningVac)</i>		<b>Pack</b>
<b>17-3483-02</b>	<b>MICRO FILTER PAPER BAGS, 10/PK</b> <i>(PROFORCE)</i>		<b>Pack</b>
<b>PT100565</b>	<b>MICRO FILTER CLOTH BAG</b> <i>(Super CoachVac, CoachVac, MegaVac, LineVacer)</i>		<b>Each</b>
<b>17-0564-02</b>	<b>MICRO CLOTH FILTER</b> <i>(TailVac, QuarterVac, ProVac, QuietPro BP)</i>		<b>Each</b>
<b>17-0311-02</b>	<b>MICRO CLOTH FILTER</b> <i>(ProClean, formally known as RunningVac)</i>		<b>Each</b>
<b>SOUND MUFFLERS</b>			
<b>PT100698</b>	<b>SOUND MUFFLER</b> <i>(QuarterVac, AviationVac, ProVac)</i>		<b>Each</b>
<b>PT100597</b>	<b>SOUND MUFFLER</b> <i>(Super CoachVac, CoachVac, MegaVac)</i>		<b>Each</b>
<b>17-3123-02</b>	<b>EXHAUST/SOUND MUFFLER</b> <i>(ProClean, formally known as RunningVac)</i>		<b>Each</b>


(Continued...)

## Equipment Parts and Accessories



### Vacuums

#### Super Coach Back Pack Vacuum



<b>PRO-TEAM VACUUM COMMONLY REPLACED PARTS &amp; ACCESSORIES</b>			
<b>(Continued)</b>			
<b>FILTERS</b>			
PT100343	<b>FOAM FILTER MEDIA FOR DOME FILTER</b>		Each
PT100030	<b>DOME FILTER W/FOAM MEDIA</b> <i>(Super CoachVac, CoachVac, MegaVac, QuarterVac, QuietPro BP &amp;, ProVac)</i>		Each
17-1220-02	<b>HIGH FILTRATION DISC</b> <i>(Optional)</i>		Each
<b>ACCESSORIES</b>			
17-0935-02	<b>14" DUST N SWEEP TOOL</b> <i>Uniquely designed with notched bristles for hard surface vacuuming and dusting of all horizontal and vertical surfaces. (Please specify vacuum)</i>		Each
17-5460-01	<b>BIG MOUTH TOOL</b> <i>(Please specify vacuum)</i>		Each
17-2965-01	<b>54" TWO BEND WAND</b> <i>Available in 1 or 2 Piece. For tank &amp; backpack vacuums. (Please specify vacuum)</i>		Each
17-0110	<b>3" ROUND DUST BRUSH</b> <i>(Please specify vacuum)</i>		Each
NI130176	<b>BELT CLIP</b>		Each
PT100025	<b>SUCTION HOSE WITH CUFFS</b> <i>(Please specify vacuum)</i>		Each

(Continued...)





## Equipment Parts and Accessories



### Vacuums

#### Super Coach Back Pack Vacuum




<b>PRO-TEAM VACUUM COMMONLY REPLACED PARTS &amp; ACCESSORIES</b>		
<i>(Continued)</i>		
<b>COMMONLY REPLACED PARTS</b>		
<b>PT103166</b>	<b>COMPLETE BACKPLATE SYSTEM</b> <i>(Super CoachVac, CoachVac, MegaVac, QuarterVac, QuietPro BP &amp; ProVac)</i>	<b>Each</b>
<b>PT101610</b>	<b>SWITCH CORD ASSEMBLY COMPLETE W/SWITCH &amp; BOX</b> <i>(Super CoachVac, CoachVac, MegaVac, QuarterVac &amp; ProVac)</i>	 <b>Each</b>
<b>PT100641</b>	<b>18' POWER CORD COMPLETE W/STRAIN RELIEF</b> <i>(Super CoachVac, CoachVac, MegaVac, QuarterVac, QuietPro BP &amp; ProVac)</i>	 <b>Each</b>
<b>PT101678</b>	<b>50' POWER CORD EXTENSION</b>	 <b>Each</b>
<b>PT101719</b>	<b>MOTOR, 1340 WATT, 120V, W/CRIMPS</b> <i>(Super CoachVac)</i>	<b>Each</b>
<b>PT102947</b>	<b>PRO-TEAM VAC STATION</b> <i>Mounted on a sturdy steel adjustable wall bracket, the ProTeam Vac Station helps keep janitorial supply closets uncluttered and keeps track of your backpack vacuum accessories, tools and spare filters. Up to 20" of travel helps operators of any height to take the backpack on and off.</i>	 <b>Each</b>

## Equipment Parts and Accessories



### Vacuums

#### TailVac



ProTeam's lightest vacuum available, the TailVac is a preferred tool of professional maid services across the country. This unit is powerful for tough jobs and perfect for quick cleaning or detail jobs. Plus, you can wear it around your waist, carry it by the heavy duty handle or sling it over your shoulder for easy maneuverability.


**X5516-192-03P TAILVAC VACUUM WITH DELUXE TOOL KIT Kit**

*Kit Includes:*

- 3' to 1' Stretch vacuum hose
- 50' Extension cord
- Convertible 3-way belt system
- 10 Paper bags
- 3" Plastic dust brush
- 14" Dust N Sweep tool
- 56" Two-bend wand
- Big mouth carpet tool
- Strain relief belt clip
- Upholstery tool
- 17" Crevice tool



#### Line Vacer Back Pack Vacuum



When clean air in a controlled environment is critical, the LineVacer offers benefits never found before in the cleaning industry. Our industrial HEPA vacuum is ideal for medical facilities, clean rooms, computer labs or highly sensitive areas with delicate equipment. It also excels at asbestos and lead paint abatement.

**16-177-03 LINE VACER HEPA BACK PACK VACUUM Each**

- True HEPA Filtration® HEPA: 99.97% at 0.3 microns at 1197 sq. in. filtration area.
- Power: 928 W.
- Weight: 12 lbs.
- Airflow: 95 CFM.
- Static lift: 62 in.
- Includes: a 1 1/2" static-dissipating vacuum hose, two Intercept Micro. Filters™, and either a 50' extension cord. Decibels: 64.5





## Equipment Parts and Accessories



### Vacuums

#### ProClean Vacuum



With the same durable construction found in all Pro-Team vacuums, the ProClean provides exceptional cleaning strength with or without the optional power nozzle. Incorporate the true-sealed HEPA filter and achieve a higher level of deep down cleaning unmatched by traditional canisters. Breathe easy and rest easy with our exclusive five-year motor warranty.

**X5516-120-03 PROCLEAN VACUUM WITH DELUXE KIT Kit**

*Kit Includes:*

- 3' to 1' Stretch Vacuum Hose
- 50' Extension Cord
- Convertible 3-way Belt System
- 10 Paper Bags
- 3" Plastic Dust Brush
- 14" Dust N Sweep Tool
- 56" Two-bend Wand
- Big Mouth Carpet Tool
- Strain Relief Belt Clip
- Upholstery Tool
- 17" Crevice Tool



#### Eureka



Power - 2 amps, weight 2-lbs, Cord length 10ft, shipping weight 2.6lbs, cleaner dimensions 19x5x5

**16-056-03 EUREKA HAND HELD VACUUM Each**



#### EUREKA CORDLESS HAND VACUUM

- The perfect handvac for quick pick ups
- Cordless-never hassle with cords
- Bagless -never buy bags again
- Lightweight 2 lbs-easy to use anywhere
- On-board crevice tool-flips into place for cleaning those hard to reach areas
- Easy empty dust cup-for quick disposal of dirt and dust
- Easy grip handle-with on/off switch at your fingers

**16-079-03 CORDLESS HANDVAC Each**

## Equipment Parts and Accessories



### Vacuums

#### Eureka Sanitaire



#### EUREKA SANITAIRE® DUAL KLEEN® UPRIGHT VACUUM

Meets OSHA specifications for commercial use. Exclusively designed for hotels, motels, restaurants. UL approved for commercial use. Four carpet height settings. 12" cleaning width, adjustable three-position handle, heavy-duty top filling reusable cloth bag. 5.0 amp motor. 30-ft 3-wire grounded cord. Shipping weight 14lbs.

**16-679-03**

**12" SANITAIRE® 5.0 AMP VACUUM**

**Each**



#### EUREKA SANITAIRE® UPRIGHT VACUUM SC684 WITH VIBRA GROOMERII®

Get efficient, long life with Sanitaire's UL listed commercial upright, model 684. Deep-down cleaning action is possible with the spiral design of the exclusive Vibra Groomer II brush roll. The Vibra Groomer II produces an effective wave action that vibrates deeply embedded dirt. This Sanitaire can clean any size room and any type of carpet with six carpet level adjustments, a 12-inch cleaning width and a 50-foot power cord.

Features Include:

- 7 Amp Long-Life Commercial Motor
- 6 Level Carpet Height Adjustment
- Heavy Duty Top Filling Cloth Bag Dump Out System
- Standard Filtration
- 50 Foot 3-wire Grounded Cord
- Vibra-Groomer II, Chrome Steel Ball Bearing Brush Roller, with Replaceable Bristle Strips.
- Wide Protective Vinyl Bumper
- 12" Cleaning Path
- Chrome Steel Handle
- 1 Year Warranty

**EW684**

**12" SANITAIRE® 6.5 AMP VACUUM**

**Each**

## Equipment Parts and Accessories



### Vacuums

#### Eureka Sanitaire



#### **EUREKA SANITAIRE® UPRIGHT VACUUM SC886 QUICK KLEEN® WITH VIBRA GROOMERII®**

The innovative Sanitaire upright model 886 is UL listed and designed with the exclusive Quick Kleen feature that allows for easy access to the fan chamber. The 12-inch cleaning width, six level carpet adjustments and 50-foot power cord combined with the Vibra Groomer II chrome steel brush roll, large easy-roll wheels and chrome steel hood help to extend the life of these machines, plus save time and money. This vacuum has a shake out dust bag system. The Sanitaire model is the choice of extraordinary cleaning performance and long life.

Features Include:

- Powerful 840 watt commercial motor
- Lifetime Lubricated Motor
- 6 Level Carpet Height Adjustment
- Heavy Duty Top Filling Cloth Bag Dump Out System
- Standard Filtration
- 50 Foot 3-wire Grounded Cord
- Vibra-Groomer II, Chrome Steel Ball Bearing Brush Roller, with Replaceable Bristle Strips.
- Wide Protective Vinyl Bumper
- 12" Cleaning Path
- Chrome Steel Handle
- Reinforced Quick Kleen Base Assembly
- Chrome Steel Motor Hood
- 1 Year Warranty

Product Specifications

- Weight - 16 lbs.
- Dirt Capacity - 18 Quarts
- Decibel Level - 79
- Motor CFM - 145

<b>EW886</b>	<b>12" SANITAIRE® 7.0 AMP VACUUM</b>	<b>Each</b>
<b>X55EW886</b>	<b>VACUUM WITH MAGNET</b>	<b>Kit</b>

## Equipment Parts and Accessories



### Vacuums

#### Eureka Sanitaire



#### **EUREKA SANITAIRE® UPRIGHT VACUUM SC887 QUICK KLEEN® WITH VIBRA GROOMERII®**

The innovative Sanitaire upright model 887 is UL listed and designed with the exclusive Quick Kleen feature that allows for easy access to the fan chamber. The 12-inch cleaning width, six level carpet adjustments and 50-foot power cord combined with the Vibra Groomer II chrome steel brush roll, large easy-roll wheels and chrome steel hood help to extend the life of this machine, plus save time and money. This model has the EZ-Kleen clear dust cup that allows the operator to see when the dust cup needs to be emptied. The Sanitaire model is the choice of extraordinary cleaning performance and long life.

Features Include:

- Powerful 840 watt commercial motor
- Lifetime Lubricated Motor
- 6 Level Carpet Height Adjustment
- Heavy Duty Dust Cup System - No Bag
- Standard Filtration
- 50 Foot 3-wire Grounded Cord
- Vibra-Groomer II, Chrome Steel Ball Bearing Brush Roller, with Replaceable Bristle Strips.
- Wide Protective Vinyl Bumper
- 12" Cleaning Path
- Chrome Steel Handle
- Reinforced Quick Kleen Base Assembly
- Chrome Steel Motor Hood
- 1 Year Warranty

Product Specifications

- Weight - 17.5 lbs.
- Dirt Capacity - 1.9 Quarts
- Decibel Level - 79
- Motor CFM - 145

<b>EW887</b>	<b>12" SANITAIRE® WITH DIRT CUP</b>	<b>Each</b>
<b>X55EW887</b>	<b>VACUUM WITH MAGNET</b>	<b>Kit</b>

## Equipment Parts and Accessories



### Vacuums

#### Eureka Sanitaire



#### **EUREKA SANITAIRE® UPRIGHT VACUUM SC888 QUICK KLEEN® WITH VIBRA GROOMERII® & ZIPPER BAG**

The innovative Sanitaire upright model 888 is UL listed and designed with the exclusive Quick Kleen feature that allows for easy access to the fan chamber. The 12-inch cleaning width, six level carpet adjustments and 50-foot power cord combined with the Vibra Groomer I chrome steel brush roll, large easy-roll wheels and chrome steel hood help to extend the life of these machines, plus save time and money. This vacuum has a Micron bag system using a paper disposable dust bag. In addition, it has a brilliant headlight to illuminate shadowed areas. This Sanitaire model is the choice of extraordinary cleaning performance and long life.

Features Include:

- Powerful 840 watt commercial motor
- Lifetime Lubricated Motor
- 6 Level Carpet Height Adjustment
- Heavy Duty Zipper Style Cloth Bag
- Allergen Filtration - Paper Bag System
- 50 Foot 3-wire Grounded Cord
- Vibra-Groomer I, Chrome Steel Ball Bearing Brush Roller, with Replaceable Bristle Strips.
- Wide Protective Vinyl Bumper
- 12" Cleaning Path
- Chrome Steel Handle
- Reinforced Quick Kleen Base Assembly
- Chrome Steel Motor Hood
- 1 Year Warranty

Product Specifications

- Weight - 16 lbs.
- Dirt Capacity - 9.5 Quarts
- Decibel Level - 79
- Motor CFM - 145

<b>EW888</b>	<b>12" SANITAIRE® VACUUM WITH LIGHT</b>	<b>Each</b>
<b>X55EW888</b>	<b>VACUUM WITH MAGNET</b>	<b>Kit</b>

## Equipment Parts and Accessories



### Vacuums

#### Eureka Sanitaire



#### **EUREKA SANITAIRE® UPRIGHT VACUUM SC899 QUICK KLEEN® WITH VIBRA GROOMERII®**

Sanitaire Quick Kleen Commercial Upright 899 is a durable, dependable unit that has been the flagship of the Sanitaire upright line. This unit has a removable chamber for quick access to the impeller fan. Change or service the fan without removing the motor. A high efficiency 840 watt long-life motor, chrome hood and multiple height adjustments result in maximum durability and performance. A 16 inch cleaning path and 50 foot power cord combine to make this commercial upright a powerful, durable workhorse.

#### Features Include:

- Powerful 840 watt commercial motor
- Lifetime Lubricated Motor
- 6 Level Carpet Height Adjustment
- Heavy Duty Cloth Bag Dump Out System
- Standard Filtration
- 50 Foot 3-wire Grounded Cord
- Vibra-Groomer I, Chrome Steel Ball Bearing Brush Roller, with Replaceable Bristle Strips.
- Wide Protective Vinyl Bumper
- 16" Extra Wide Cleaning Path
- Chrome Steel Handle
- Brilliant Headlight
- Reinforced Quick Kleen Base Assembly
- Chrome Steel Motor Hood
- 1 Year Warranty

#### Product Specifications

- Weight - 18.5 lbs.
- Dirt Capacity - 18 Quarts
- Decibel Level - 79
- Motor CFM - 145

<b>EW899</b>	<b>16" SANITAIRE® WIDE TRACK® WITH LIGHT</b>	<b>Each</b>
<b>X55EW899</b>	<b>VACUUM WITH MAGNET</b>	<b>Kit</b>

## Equipment Parts and Accessories



### Vacuums

#### Eureka Sanitaire



<b>COMMONLY REPLACED PARTS &amp; ACCESSORIES FOR EW886, EW887, EW888 &amp; EW899</b>		
EW54352-3	MOTOR ASSEMBLY	Each
EW13770-1	FAN CHAMBER	Each
EW12988	FAN, UPPER MOTOR	Each
EW35293-10	GRIP, HANDLE	Each
EW53574-2	CORD RETAINER SET (EW886, EW888, & EW899 Only)	Each
EW14766-2	CORD RETAINER, UPPER (EW887 Only)	Each
EW52370-12	SUPPLY CORD, 50'	Each
EW38183-1	HANDLE SOCKET (EW886, EW887, EW888)	Each
EW36551A-2	HANDLE SOCKET (EW899 Only)	Each
EW26242-1	REAR WHEEL	Each
EW35859A-1	FRONT WHEEL	Each
EW30563A	BELT (ORIGINAL)	Each
GV16-1919	BELT (GENERIC)	Each
EW53270	DISTURBULATOR ASSEMBLY (BRUSH ROLLER) (EW886 & EW887 Only)	Each
EW53272	DISTURBULATOR ASSEMBLY (BRUSH ROLLER) (EW888 Only)	Each
EW26063A	DISTURBULATOR ASSEMBLY (BRUSH ROLLER) (EW899 Only)	Each
GV11-1207	CLOTH BAG, SHAKE OUT (EW679, EW684, EW886, & EW899)	Each
GV10-1027	GENERIC PAPER BAG FOR ZIPPER CLOTH BAG (EW888)	Each
EW52320	ORIGINAL PAPER BAG FOR ZIPPER CLOTH BAG (EW888)	Each
GV11-1215	CLOTH BAG, ZIPPER (EW888)	Each
EW14771-1	CLOTH BAG (EW887 Only)	Each

## Equipment Parts and Accessories



### Vacuums

#### Magna Twin

**NOBLES** NOBLES MAGNA TWIN

Designed for high filtration and productivity. The Magna Twin is available in 26", 22" and 16" cleaning paths to fit your facility needs. The 1800 rpm and dual motors allow you to efficiently pick up soil and debris.

16-231-03

**MAGNA TWIN 120V VACUUM**

Each



**NOBLES** NOBLES MAGNA TWIN VACUUM

This durable wide area vacuum is built to last. The Magna Twin 3000 vac has an aggressive 1200 rpm brush and two powerful vacuum motors for high performance soil removal. Its 30-inch cleaning path, large one-bushel bag and 3-inch debris tube allows for one pass cleaning of debris without blockage. Choose from 11 brush height settings to use on various carpet heights. Live wand comes standard for off aisle cleaning.

16-577-03

**MAGNA TWIN 3000 VACUUM**

Each



#### COMMONLY REPLACED PARTS & ACCESSORIES

17-1778-02	PAPER BAG, PACK OF 10	Pack
17-3073-02	CLIP FOR WAND	Each
17-3070-01	WAND & HOSE KIT	Kit
NI130988	VACUUM MOTOR	Each
NI180626	FILTER, VACUUM MOTOR	Each
NI630450	RUBBER WHEEL	Each

## Equipment Parts and Accessories



### Vacuums

**N NOBLES' NOBLES WET/DRY VACUUM, PUMP OUT FEATURE**

Reduce the number of empty/fill cycles with a 16 gallon/60 liter tank. Prevent damage to the machine and your facility with a compact, rugged body made of durable polyethylene, backed by a 10-year warranty. This unit has a pump out feature, which pulls at a high rate and allows for easy emptying into taller sinks.

<b>NIWD16107P</b>	<b>16 GALLON WET/DRY VACUUM</b>	<b>Each</b>
<b>NI190108</b>	<b>26" FRONT MOUNT SQUEEGEE</b>	<b>Each</b>
<b>X55NIWD16107P</b>	<b>16 GALLON WET/DRY VACUUM, KIT</b>	<b>Kit</b>
<i>Kit Includes:</i>		
<ul style="list-style-type: none"> <li>• 26" Front Mount Squeegee</li> </ul>		



- Vacuum Airflow: 112 cfm
- Vacuum Waterlift: 107 inches
- Vacuum Motor Amps: 10.7 Amps
- Vacuum Motor Horsepower: 1.6 hp
- Vacuum Motor Stages: 2 stage
- Vacuum Motor Voltage: 120 Volt
- Recovery System Filters: cloth bag/paper bag/intake filter
- Recovery Tank wet capacity: 16 gallons
- Vacuum Hose: 10 feet
- 50 foot power cord, electric

## Equipment Parts and Accessories



### Vacuums

#### Typhoon Wet/Dry Vacuum



The 15-gal. Typhoon™ EV wet/dry vacuum features an innovative hinged top vacuum head for easy access to the recovery tank and float shut off assembly. The integrated body design has a built-in handle for easy transport. Choose from either 1.3 hp or 1.6 hp motor models. Contractors tool kit is standard. Both models have front-mounted squeegee capability.

**NIWD1592EV TYPHOON, 92" WATER-LIFT, 1.3 HP MOTOR Each**

*Contractors Tool Kit Includes:*

- Two Piece Double Bend Aluminum Wand
- 14" Forward/Reverse Squeegee
- 14" Scalloped Face Carpet Tool



**X55NIWD1592EV TYPHOON WITH SQUEEGEE KIT Kit**

*Kit Includes Contractors Tool Kit, plus:*

- 26" Front Mount Squeegee (#NI190108)

**NIWD15120EV TYPHOON, 120" WATER-LIFT, 1.6 HP MOTOR Each**

- Contractors Tool Kit (see above)

**X55NIWD15120EV TYPHOON WITH SQUEEGEE KIT Kit**

*Kit Includes Contractors Tool Kit, plus:*

- 26" Front Mount Squeegee (#NI190108)

COMMONLY REPLACED PARTS & ACCESSORIES		
NI130266	CORD ASSEMBLY, 16/3 X 26" PIG TAIL	Each
NI608605	SWITCH, ROCKER	Each
17-3234-02	GASKET, OVAL, UNDER COVER	Each
NI130406	MOTOR, 5.7 (ONLY FOR NIWD1592EV)	Each
NI130417	MOTOR, 5.7 (ONLY FOR NIWD15120EV)	Each
NI100143	VACUUM MOTOR GASKET	Each
NI180613	FLOAT, SHUT OFF	Each
17-7072-02	DRAIN HOSE ASSEMBLY, 21.9"L	Each
PT101678	EXTENSION CORD, 50'	Each
NI103065	SWIVEL CASTER, 4"	Each
NI900102	PAPER FILTER BAG, 10/PACKAGE	Pack
NI900104	CLOTH BAG	Each
NI190108	FRONT MOUNTED SQUEEGEE KIT, 27"	Each
NI603659	REPLACEMENT SQUEEGEE BLADE, 27"	Each
17-4918-02	RUBBER BUMPER WHEEN FOR SQUEEGEE, 3" DIA	Each
NI27257	KNOB, BLACK, FOR SQUEEGEE	Each



**NOBLES' NOBLES TYPHOON WET/DRY VACUUM=====DISCONTINUED=====**  
 Nobles Typhoon Wet/Dry Vacuum has been *DISCONTINUED*. However, replacement parts are still available for these machines.  
**NIWD16120**



**COMMONLY REPLACED PARTS & ACCESSORIES**

NI603659	SQUEEGEE REPLACEMENT BLADES, 27"	Each
17-2100-01	WAND, 2 BEND, 1 PIECE, ABS TOOL COUPLING	Each
17-4753-02-1	SQUEEGEE FLOOR TOOL, TO CONNECT WITH ABOVE WAND	Each
NI608605	SWITCH, ROCKER	Each
NI130201	CORD, 18", 18/3, YELLOW	Each
PT101678	50' EXTENSION CORD, YELLOW	Each
NI100097	GASKET, OVAL, NEOPRENE	Each
NI700844	SQUEEGEE ROLLER, FRONT	Each
17-4918-02	WHEEL, RUBBER, SIDE, 3" DIAMETER	Each

**NOBLES' NOBLES BATTERY POWERED TYPHOON WET/DRY VACUUM**  
 Clean up quickly with the battery powered Typhoon wet/dry vacuum. The unit has a unique top-mounted vacuum head for easy access to the 16-gallon recovery tank and float shut-off assembly. Its compact design makes it easy to maneuver and use. Empty contents quickly with a discharge drain hose.

NIWD16BAT	BATTERY TYPHOON	Each
X55NIWD16BAT	BATTERY TYPHOON WITH SQUEEGEE KIT	Kit

*Kit Includes:*

- 26" Front Mount Squeegee (#NI190108)



## Equipment Parts and Accessories



### Washers



Washing machine, fully automatic with pump out, single stainless steel tub with 13 pound wash capacity. White plastic exterior cabinet, 8 wash cycles, 8 water level selection, self cleaning tub, 110v/60hz. Includes fill hose. Package size: 23" x 24" x 37"H.

**16-013-09**

**WASHER, AUTO PUMP OUT**

**Each**



**16-049-09**

**WASHER, COMPACT SPACE SAVING DESIGN**

**Each**

Capacity 6.6 lbs  
Space saver.- Its compact design allows it to be stored almost anywhere in the home  
. Lightweight.- Only 25.5 lb (11.6 kg)  
. Portable.- Easy to move from one place to another  
. Durable.- Rustproof polypropylene cabinet for longer life  
. Automatic timer.- Wash time up to 15 minutes.  
. Easy to use controls  
. Reversible action impeller  
. Water level indicator  
. Wide washtub opening for easy loading and unloading  
Box Dimensions and Shipping Weight:  
Length: 16 ½ ", Width: 17 ¾ ",  
Height: 33 ½ ", Weight: 30.8 lb



### Carpet Extractor Accessories

#### Carpet Dryers



1/2 hp. motor, 3 Speed, 2500 CFM, Stackable, Can use in 3 different positions

**16-350-05**

**AIR MOVERS**

**Each**



## Equipment Parts and Accessories



### Carpet Extractor Accessories

#### Heaters



#### HYDRO FORCE PORTABLE HEATER

The HF2000 is thermostatically controlled up to 230 degrees. Plug in-line with your truck mount hose to modulate and give constant high temperature during truck mount cleaning. A must for portable cleaning when that extra solution heat is needed for tough soils. The heater, supplied with brass quick disconnects, is ready to attach to your solution line. FEATURES: 2000 watts/ 14.5 Amps; Adjustable 0-230 degree Main Thermostat; Fail-Safe 250 degrees Backup Thermostat; Stainless Steel heat chamber; PSI rated up to 1,000 lbs; Quick Disconnects; 25-Amp circuit breaker; Cord wrap; Carrying handle; Lighted switch

**17-3009-01 PORTABLE HEATER, HF2000 Each**



#### Upholstery Tools



One of the most popular hand tools in the industry. Cast aluminum head with stainless steel runner (sides). Single jet, 1/4" male quick connect. Dimension: 13" length x 4.5" width x 0.5" width-2 x 4" height Weight: 2.5 pounds

**TCHT-3 UPHOLSTERY TOOL Each**

#### Wands



All stainless steel construction including solution line and nuts and bolts. Dual jets. Smooth head design.

**17-1201-01 12" WIDE DUAL JET WAND Each**

### Floor Machine Accessories

#### Center Lock



Center lock device kit, yellow. To be used to hold a floor pad on a pad driver.

**NI25707 CENTER LOCK DEVICE KIT Each**

## Equipment Parts and Accessories



### Floor Machine Accessories

#### Clutch Plates



Metal Universal Clutch Plates can be used instead of "P" Series plates for the same applications. Cast of durable zinc alloy with a 5" center hole. (Part number will be determined once Make and Model of machine is specified.)



For use with plastic block brushes. 1-7/16" high. 6-1/2" diameter. For use with plastic block brushes. 1-7/16" high. 6-1/2" diameter.

**FP1726S**

**RISER BLOCK**

**Each**

#### Pad Holders



Unique three piece construction. Teeth on base and on washer hold pad in place. The retainer "slides" on the washer for easy pad installation and removal. Fits most pads, from stripping to buffing. Holds pads on center without tearing. Molded of high-impact plastic for extra strength. Easily and securely fastens to brush block with six screws (included).

**FP3522**

**PAD GRAB/HOLDER**

**Each**

Made of high impact polymer for extra strength and long life. Pad Grab 2000 attaches quickly to different pad thicknesses and holds the pad on center without tearing. Retainer ring always seats itself for proper pad positioning and leveling. Eliminates right/left rotation considerations.

**FP3523**

**PAD GRAB/HOLDER 2000**

**Each**

## Equipment Parts and Accessories



### Floor Machine Accessories

#### Strip Guard



Pioneer strip guard is designed to fit around any floor machine up to 21" in diameter. Its design allows it to be adjusted and reduce splashing of product while stripping or scrubbing floor and/or carpeted areas. This minimizes stripping solution and/or wax build up from splattering onto nearby surfaces such as baseboards, walls, carpet, and doors. It is uniquely designed with scallops to control an even flow of product in and out of the area being agitated.

**PC8000**

**PIONEER STRIP GUARD**

**Each**



### Floor Machine Carpet Brushes

#### Medium Duty Brushes

##### POLYPROPYLENE CARPET BRUSH

Polypropylene shower feed carpet brush. This carpet brush is for medium scrubbing of carpeted surfaces. Available in sizes 15", 17" & 18" .

##### NYLON CARPET BRUSH

Durable, long wearing nylon for medium scrubbing of floor finishes. 1-3/4" trim length is available in block sizes from 10" to 21".



## Equipment Parts and Accessories



### Floor Machine Carpet Brushes



#### CARPET BRUSH WITH CENTER ADJUSTER

Carpet brush that is supported by an adjustable gliding plate so the bristles can be set to the correct cleaning depth. Reduces machine drag, operator fatigue and cleans more efficiently. Designed for deep periodic deep cleaning.

FP1446-15	15" CARPET BRUSH W/CENTER ADJUSTER	Each
FP1446-16	16" CARPET BRUSH W/CENTER ADJUSTER	Each
FP1446-18	18" CARPET BRUSH W/CENTER ADJUSTER	Each

#### COMMONLY REPLACED PARTS & ACCESSORIES

FP65513	ADJUST-A-GLIDE INSERT	Each
---------	-----------------------	------

### Rototech Complete Carpet Cleaning System Brush



This brush combines the advantages of an aggressive brush and an absorbent bonnet for the most efficient method of routine carpet maintenance possible. Three outer rows of 1-1/4" polyester fiber provide aggressive cleaning and nap restoration. Inner rows of 1/2" polypropylene fiber securely grip carpet cleaning bonnet. Constructed of blended, loop yarn the bonnet absorbs solution and soil. This brush features a durable high-impact polystyrene block that won't warp or split. The built-in riser fits nearly any size machine and shower feed holes are present for application of liquids. Each complete unit includes 1 block and 1 refill pad.

WMRTE-17	17" ROTOTECH BRUSH	Each
WMRTE-19	19" ROTOTECH BRUSH	Each
WM1142-15R	15" ROTOTECH BONNET REFILL (For 17" Rototech Brush)	Each
WM1142-17R	17" ROTOTECH BONNET REFILL (For 19" Rototech Brush)	Each

## Equipment Parts and Accessories



### Floor Machine Floor Brushes

#### Aggressive Floor Machine Brushes

##### NYLO GRIT



For Aggressive Scrubbing of Brick & Stone, Rough/Sealed/Unsealed. Concrete, Non-Slip Resilient Floors and Vinyl Floors, and Stripping of Ceramic Tile, Sealed Concrete, Quarry Tile, Slate, Terrazzo and Vinyl Floors Green colored .050" DuPont Tynex® A nylon fibers impregnated with 80 grit silicon carbide. 1-3/4" trim. Available in 9" - 21" diameter shower feed blocks. Splash guard included. Replaces brown and black pads.

##### STRATA GRIT



For aggressive scrubbing of brick and stone, rough/sealed/unsealed. Concrete, non-slip resilient floors and vinyl floors, and stripping of ceramic tile, sealed concrete, quarry tile, slate, terrazzo and vinyl floors. Green colored .050" DuPont Tynex® A nylon fibers impregnated with 80 grit silicone carbide. 1-3/4" trim. Available in 9"-21" diameter shower-feed blocks. Splash guard included. Replaces brown and black pads.

##### WIRE BRUSH



For stripping and scrubbing of rough concrete surfaces> High carbon steel, 30 gauge wire fill. 1-9/16" trim. Available in 11"-20" diameter blocks.

#### Heavy Duty Floor Machine Brushes

##### 3M #73 HEAVY DUTY BRUSH



Unique wedge design provides multiple cleaning edges that get uneven, rough floors cleaner, faster. Deep cleaning brushes that attach like floor pads.

#### Light Duty Floor Machine Brushes

##### DYNA BRUSH



For Light to Medium Scrubbing of Brick & Stone, Ceramic Tile, Sealed or Unsealed Concrete, Marble, Non-Slip Rubber Floors, Quarry Tile, Rubberized Sports Floors, Slate Terrazzo, Vinyl and Wood Floors. Blue colored .018" DuPont Tynex® A nylon fibers impregnated with 500 grit silicon carbide. 1" trim. Equipped with 5/8" riser. Available in 11" - 20" diameter shower-feed blocks. Replaces red pads.



## Equipment Parts and Accessories



### Floor Machine Floor Brushes

#### Light Duty Floor Machine Brushes

##### BASSINE FLOOR BRUSH

For General Scrubbing. Stiff bassine fiber. 1-3/4" trim. Available in 11" - 20" diameter blocks.



#### Medium Duty Floor Machine Brushes

##### SCRUB GRIT

For Medium to Mildly Aggressive Scrubbing of Brick & Stone, Ceramic. Tile, Sealed or Unsealed Concrete, Marble, Non-Slip Resilient Floors, on-Slip Rubber Floors, Quarry Tile, Rubberized Sports Floors, Slate, Terrazzo, Vinyl and Wood Floors. Rust colored .022" DuPont Tynex® A nylon fibers impregnated with 120 grit silicon carbide. 1" trim. Equipped with 5/8 riser. Available in 11" - 20" diameter shower feed blocks. Replaces red and blue pads.



### Floor Machine Pad Drivers

##### PAD DRIVER

1" long bristle pad driver securely holds pads in place. Use with the patented Pad-Grab pad centering and retaining device for secure holding and quick release of pads.



##### PAD DRIVER

Blue colored, 1/2" long, poly fibers are unevenly trimmed and widely spaced for pad holding power. Available in 11" - 20" diameter durable plastic blocks with 1-7/16" riser.



## Equipment Parts and Accessories



### Gum Remover Wand

#### Bazooka Gum Remover System



The patented Bazooka gum removal machine lets you stand up while instantly removing spot after spot of ground-in gum, sticky candy and adhesive from carpets, hard floors and concrete. Choose from three models to best suit your needs, original Bazooka with 25-ft cord, battery operated Bazooka Cordless or the Bazooka Jr. with a shorter body housing to clean under tables with ease. Use in conjunction with the Bazooka Spot Remover aerosol. Complete with carpet brush. 115V, 2.9 amps. High-impact ABS.

**16-1420-09 BAZOOKA GUM REMOVER Each**



#### COMMONLY REPLACED PARTS & ACCESSORIES

<b>10-090-02</b>	<b>BAZOOKA GUM REMOVER AEROSOL</b> <i>(12 Cans/Case)</i>	<b>Case</b>
<b>17-3473-02</b>	<b>BRUSH, REPLACEMENT, BROWN</b>	<b>Each</b>

### Gum Blaster Wand



Now it's truly fast and easy to remove gum with GUM BLASTER! Produce at least 170 degrees F at the wand. The higher the heat, the quicker and better the gum is removed. The Gum Blaster can remove dozens of gum pieces in just a few minutes.

**17-6320-01 GUM BLASTER WAND Each**