


Brooms Brushes and Accessories



| CHOOSING THE RIGHT BRUSH | | |
|---------------------------------|---|---|
| TYPE BRISTLE | DURABILITY | USAGE |
| TAMPICO | Natural Fiber, Great Durability Water, Chemical & Heat Resistant | General Sweeping |
| POLYSTYRENE | Good Chemical Resistance And Bristle Recovery | Foodservice, Vehicle Wash |
| POLYPROPYLENE | Long Lasting Bristles, Economical Alternative To Nylon, Chemically Resistant To Acids, Bacteria Growth And High Temperatures | Foodservice, Vehicle Wash, General Sweeping |
| NYLON | Long Lasting Bristles. Water, Acid, & High Temperature Resistant (No Moisture Absorption) | Foodservice, Cleaning With Chemicals |
| PALMYRA | Natural Fiber, Durable, Good For Heavy Duty Scrubbing, Water Resistant | General Sweeping, Rough Surfaces, Outside Areas |

Bowl Mops and Brushes

Caddie-Bowl Mop



Handles all types of bowl mops including cone mops. Comfortable carry handle and wide sloping rim to prevent spillage when storing bowl mop.

19-015-07

BOWL MOP CADDIE

Each

Johnny Mop (Bowl Mop)



Acid-resistance polypropylene strands. 12" strong I-beam plastic handle. Angled for easier reach. Fuller head for greater absorbency.

WM1301-03

JOHNNY MOP (BOWL MOP)

Each

Brooms Brushes and Accessories



Bowl Mops and Brushes Toilet Bowl Scrubbers



One of a kind bowl scrubber with a unique design! Effectively cleans toilets and urinals. Quickly leaves bowls sparkling. Leaves hands dry! Unique scrub head shape for access to hard-to-reach areas. Handle Material: Plastic

| | | |
|-----------|---|------|
| 27-196-02 | PIONEER LONG HANDLE BOWL SCRUBBER, GREEN | Each |
| 27-096-02 | PIONEER BOWL SCRUBBER, GREEN | Each |
| 27-098-02 | PIONEER BOWL SOFT SCRUBBER, WHITE | Each |
| 27-296-02 | REPLACEMENT SCRUBBER FOR GREEN LONG HANDLE BOWL SCRUBBER | Each |



Synthetic non-scratching bristles twisted-in-wire and loop-shaped end. Not affected by standard bowl cleaners.

| | | |
|----------------|--|------|
| FP1006 | BOWL BRUSH, ORANGE <i>Plastic handle. Overall length: 21"</i> | Each |
| FP313 | BOWL BRUSH, BLACK <i>Foam handle. Overall length: 20"</i> | Each |
| WM50317 | BOWL BRUSH, POLYPROPYLENE BRISTLES TWISTED IN WIRE <i>Wood handle. Overall length, 20"</i> | Each |

Brooms Brushes and Accessories



Bowl Mops and Brushes Urinal Brushes

Pioneer Maintenance Brush For Waterless Urinal



These stiff polyester bristles, twisted in wire brush have a plastic handle and hang up hole. The unique shape provides quality cleaning of pipe elbows and valves where sanitation is important. 12 per case. Sold in each..

20-115-11

MAINTENANCE BRUSH, PIONEER, FOR WATERLESS URINALS

Each



Pioneer Urinal Brush with Handle Kit



Round horsehair urinal brush with 4' handle allows user to clean under urinals and toilets easily.

X5520-051-12

PIONEER URINAL BRUSH WITH HANDLE

Kit



Brooms Brushes and Accessories



Carpet Brushes

Carpet Spot Brushes



Stiff nylon brush provides leverage to work powder/solution into stained areas. Made on a 10" long wood block with a 1-5/8" wide x 3" long brush face, nylon, 5/8" trim.

| | | |
|----------------|--|-------------|
| FP257N | EXTRA STIFF BLACK NYLON CARPET SPOT BRUSH | Each |
| FP257WN | STIFF WHITE NYLON CARPET SPOT BRUSH | Each |

Closet Organizers

Tool Holders



Stylish wall racks are made of anodized aluminum using a no slip feature to keep handles and cleaning tools off the floor when not in use.


| | | |
|------------------|--|-------------|
| 23-555-03 | 18" WALL MOUNTED ALUMINUM TOOL HOLDER | Each |
|------------------|--|-------------|



Steel with rubber cam, grips 7/8" to 1 1/4" diameter handles. Excellent for mops, brooms & tools.

| | | |
|----------------|--|-------------|
| CM515-1 | HANDI-HOLD MOP & BROOM HANGER | Each |
|----------------|--|-------------|

Brooms Brushes and Accessories



Counter Brushes



Soft texture and fine synthetic blend provides scratchless dusting of highly polished and delicate surfaces. Bi-directional hanging hole. Comfortably shaped block. 2-1/2" trim.

8" BRUSH, 13" OVERALL LENGTH

| | | |
|----------------|---|-------------|
| FP150 | GREY, HORSEHAIR/SYNTHETIC BLEND | Each |
| FP200B | BLACK, HORSEHAIR/SYNTHETIC BLEND | Each |
| FP225 | BLACK, HORSEHAIR/SYNTHETIC BLEND | Each |
| | POLYESTRENE FILL | |
| FP250 | BLACK, PURE HORSEHAIR | Each |
| FP259 | BLACK, TAMPICO | Each |
| | <i>Resistant to heat and chemicals. Foam Block</i> | |
| WM11308 | BLACK POLYPROPYLENE | Each |
| | <i>Medium stiff fibers great for all purpose dusting.</i> | |
| WM11408 | GREY, FLAGGED TIPS | Each |
| | <i>Ideal tool for fine dust and dirt.</i> | |

9" BRUSH, 14" OVERALL LENGTH

| | | |
|--------------|--|-------------|
| FP311 | GREY FLAGGED FILAMENT | Each |
| | <i>Ideal for fine particles and on smooth surfaces. Foam Block</i> | |

Deck Scrub Brushes

Deck Scrub Brushes



Stiff blue crimped filament is resistant to chemicals and holds solutions well. Not affected by solvents or acids. Accepts threaded or tapered handle (sold separately). Wood block is 1" thick, 2-7/8" wide, 10" long. Trim 1-3/4".

FP175 BLUE POLYPROPELENE STIFF BRUSH Each



10" Blue dual action-angle floor brush. Long foam plastic block has crimped polypropylene bristle to hold liquids and scrub at high and low angles. Molded in squeegee controls liquids. (Standard threaded handle sold separately.)

FP190 ANGLE FLOOR BRUSH WITH SQUEEGEE Each

FP197 ANGLE FLOOR BRUSH NO SQUEEGEE Each

Brooms Brushes and Accessories



Deck Scrub Brushes

Deck Scrub Brushes



Stiff natural fiber is perfect for scrubbing rough surfaces, etching floors or acid cleaning of buildings. 1" X 2-7/8" Block, 2" Trim (Tapered or threaded handle sold separately.)

WM09110 10" PALMYRA BRUSH Each

Floor Board Brush



These floor board scrubber brushes have a triangular design which cleans baseboards, moldings and floor edges in one operation. Polypropylene to be used for general scrubbing and the grit-impregnated nylon to be used for heavy-duty scrubbing. Handles sold separately.

20-966-01 POLYPROPYLENE FLOOR BOARD SCRUBBER BRUSH Each

20-967-01 GRIT IMPREGNATED FLOOR BOARD SCRUBBER BRUSH Each

Swivel Scrub Brush




Original swivel design and aggressive DuPont Tynex® A Nylon efficiently scrub along baseboards, in corners, and in hard-to-reach areas. For routine scrubbing. Block size 8" x 3-1/2". Threaded handles sold separately.

FP5300 GENERAL SCRUBBING BRUSH Each

FP5310 POWER SCRUBBING BRUSH Each

Heavy scrubbing and stripping of wax.

Brooms Brushes and Accessories



Dust Pans

Lobby Dust Pans



Plastic hopper with strong vinyl coated steel handle. Pan snap-locks in use and releases to dump or carry. Space saving hanger for storage. The true-edge of pan conforms to floor - no need for repeated sweeping. Dimensions: 10-3/4" x 12" x 36-3/4". Color: Black

| | | |
|---------------|--|-------------|
| CM812 | LOBBY DUST PAN <i>Continental Brand (Stock Item)</i> | Each |
| RM2531 | LOBBY DUST PAN <i>Rubbermaid Brand (Special Order)</i> | Each |

Pioneer Dust Pan Kit



Large capacity dust pan. Use indoors or outdoors. Save your back, no bending. Lightweight yet durable. Wide mouth for large brooms. Rubber lip to pick up fine particles. Great for leaves and grass, kitchen, garage, or anywhere you want to sweep up fast. Approx. Dimensions: Width: 13-1/4" Collection Bin Height: 9" Height without Broom Attached: 31"

| | | |
|------------------|---|-------------|
| MLDP5 | DUST PAN ONLY | Each |
| 20-050-08 | DUST PAN WITH BROOM HOLDER <i>(Without broom)</i> | Each |
| X55MLDP5 | PIONEER DUST PAN WITH BROOM KIT <i>Includes a permanently mounted tube to hold a porter broom (included). Height with Broom Attached: 46"</i> | Kit |



Brooms Brushes and Accessories



Dust Pans

Metal Dust Pans



Heavy-duty sixteen inch wide metal dust pan, ribbed for strength, powder coated for longer life. Dimensions: 4-1/4" x 16" x 15". Color: Black.

CM716 EXTRA WIDE HEAVY DUTY DUST PAN Each



A heavy duty metal dust pan. Twelve inch wide, ribbed for extra strength, powder coated for longer life. Dimensions: 2-3/4" x 12" x 13-1/2". Color: Black

WP6 HEAVY DUTY METAL DUST PAN Each

Plastic Dust Pans



Constructed of tough, yet flexible black plastic with thin front edge for maximum dirt pick up. Dimensions: 4" x 12-1/4" x 12". Color: Black

CM712 PLASTIC DUST PAN Each

Dusters

Extension Dusters




Extension Dusters are the easiest way to reach high, out of the way places. The Flex models offer extra convenience to get over and around the most difficult to reach surfaces. The head and shaft on the Flex models are completely flexible and virtually unbreakable.

LS350EX HI-RISE 12' DUSTING Each
Extends to 44"

20-360-10 SUPERFLEX 12" DUSTING POM Each
2 stage extension to 58", with flexible head

Brooms Brushes and Accessories



Dusters

Synthetic Dusters



Multi-colored dusters manufactured from polypropylene fibers. Effective for dusting all surfaces, high and low. Flexible head. 13.5" Pom. Overall length 34".

| | | |
|------------------|--|-------------|
| LSS24PPD | 14" DUSTING POM <i>24" overall with flexible head</i> | Each |
| PC4-7DSTR | 14" DUSTING POM <i>Extends to 82" with flexible head</i> | Each |



Feather Dusters



Soft and supple, feathers effectively pull dust away from fine objects – including plants, bottles and glass ornaments. They are particularly effective in grocery stores, gift stores, gift shops, bottle shops, and plant stores. Feathers are a natural product; some variance, in color, length and texture should be expected.

Economy Feather Dusters

| | | |
|---------------|--|-------------|
| TF1201 | OSTRICH FEATHERS, 7" PLUME, ON A 1/2" DOWEL HANDLE <i>14" overall</i> | Each |
| TF1203 | OSTRICH FEATHERS, 12" PLUME, ON A 3/4" DOWEL HANDLE <i>23" overall</i> | Each |
| TF1220 | OSTRICH FEATHERS, 14" PLUME, ON A 3/4" DOWEL HANDLE <i>31" overall</i> | Each |

Retractable Feather Dusters

| | | |
|----------------|---|-------------|
| TF0333G | ECONOMY RETRACTABLE 6" PLUME <i>16" overall in plastic case</i> | Each |
|----------------|---|-------------|

Brooms Brushes and Accessories



Dusters

Floor Dusters



Traps and holds up to 6 times more dust, sand and hair than other dusting systems, which can contribute to better indoor air quality of facilities. Packaging is 100% recyclable. Lightweight holders for use with Easy Trap Duster Cloth (18-0147-0) sold separately. Use both sides of dusting cloth without touching it.

19-937-07-47 EASY II HOLDER, 47" X 3-1/2" Each

Packaging is 100% recyclable. Non-woven, three-dimensional, two-sided sheet with coated fibers. Use for hand dusting or with Easy Trap Holder (19-937-07-47) sold separately, for use on floors and hard-to-reach areas. 250 perforated sheets per roll.

18-0147-0 EASY TRAP DUSTER, 5" WIDE SHEET Case



Single Stage Wool Dusters



This selection of dusters are ideal for all arms-reach jobs, including desks, TV's, ornaments and railings.

| | | |
|---------------|--|-------------|
| TF926A | MINI 8" DUSTING POM <i>16" Overall</i> | Each |
| TF928 | SUPER PRO 16" DUSTING POM <i>28" Overall</i> | Each |

Vent Dusters



Plastic vent duster. Long handled duster easily reaches behind desks and cabinets to dust cords, air vents, coils, and other hard-to-reach areas. Soft flagged plastic bristles remove small particles. 7" Long Filament. 1-3/4" Trim.

FP122 24" PLASTIC VENT DUSTERS Each

Brooms Brushes and Accessories



Dusters

Wall Dusters



Can be used as a hand-held unit or attached to a 15/16" handle (sold separately) for reaching in corners and ceilings. Loop shaped. 5" X 12" Trim 2-7/8"

FP111 WALL/CEILING BRUSH DUSTER Each



Wide duster helps keep dust off of ceiling fans, light fixtures, and out of corners. Soft flagged bristles can be used as a hand-held unit or attached to a tapered-end, telescopic pole for higher areas (sold separately).

FP3401 WALL DUSTER Each



The perfect solution for dusting walls, ceilings, corners, vents, Venetian blinds, etc. Soft flagged filament, light weight and economical. Telescopic handle sold separately.

FP3404 WALL AND CEILING ROUND DUSTER Each

Grout Line and Tile Brushes



Upswept, 8-1/8" long handle works the crimped black nylon bristles into grout and crevices. Excellent for removing dirt, grime, and residue. Trim 7/8"

19-0602-06 EDGE CLEANING BRUSH, HANDHELD Each



This brush allows you to clean grout lines efficiently. Durable plastic block is 7-1/2" long. Plastic lock-down handle socket securely holds 7/8" to 15/16" diameter handle (sold separately) and swivels for easier scrubbing. Stiff crimped nylon bristle is bevel-cut.

19-0640-01 GROUT CLEANING BRUSH, SWIVEL Each



Great for small jobs, tight areas and detail work on parts, seams, threads and soldered joints. 7-1/4" long wood handle. Stainless steel, trim 1/2".

FP13S BRUSH, STAINLESS STEEL, WOOD HANDLE, TOOTHBRUSH STYLE Each

Brooms Brushes and Accessories



Grout Line and Tile Brushes



Wire brushes great for small jobs, tight areas and detail work on parts, seams, threads and soldered joints. 7-1/4" long plastic handle. Brass or stainless steel, trim 1/2"

| | | |
|--------------|-----------------------------------|-------------|
| FP15B | BRASS WIRE BRUSH | Each |
| FP15S | STAINLESS STEEL WIRE BRUSH | Each |

Hand Scrub Brushes



Comfortable hour glass shape and pointed ends with flared white plastic fill allow this general purpose scrub tool to get into corners and tight areas that other brushes can't. Wood block size approximately 2-1/2" x 9". Trim 1-1/8".

| | | |
|--------------|------------------------|-------------|
| FP276 | PLASTIC BRISTLE | Each |
| FP277 | TAMPICO BRISTLE | Each |



Get a comfortable grip on this synthetic bristle, plastic block brush. Ergonomically designed for comfort and light or medium-duty scrubbing. Length 6", Width 2.5", Bristle Trim 1", Material Polypropylene.

| | | |
|--------------|------------------------------|-------------|
| FP289 | IRON HAND SCRUB BRUSH | Each |
|--------------|------------------------------|-------------|



Ergonomic contoured brush with flared, crimped bristles to hold solutions and easily clean along edges and in corners. Contoured plastic block is 2-1/2" x 6" long. Trim 1-3/8".

| | | |
|---------------|------------------------|-------------|
| FP5009 | TAMPICO BRISTLE | Each |
| FP5015 | PLASTIC BRISTLE | Each |

Handles and Braces

Extension Poles

Angle Adapter



High-impact plastic with a positive grip locking system, they're especially effective on solarium glass -- or anywhere you need a new angle on efficiency.

| | | |
|----------------|--------------------------------------|-------------|
| ST45003 | ANGLE ADAPTER, POLE ACCESSORY | Each |
|----------------|--------------------------------------|-------------|

Brooms Brushes and Accessories



Handles and Braces

Extension Poles

Telescopic Poles



Anodized, extruded drawn aluminum pole with nylon locking collar. Snap-in threaded cone makes it easy to add & remove tools, even when wet. Accepts tools with tapered or threaded sockets. Ergonomically designed nylon handle grip for comfort. Sectioned for convenient carrying & storage. Handle Material: Anodized Aluminum.

| | | |
|------------------|---|-------------|
| 20-250-07 | HANDLE LENGTH 8' OVERALL, SECTIONS: 2 | Each |
| 20-450-07 | HANDLE LENGTH 14' OVERALL, SECTIONS: 3 | Each |



Telescopic handles are corrosion resistant anodized aluminum handles with nylon locking collars are built with the professional in mind. Available in lengths from 8' to 24'.

| | | |
|------------------|---------------|-------------|
| CM2550-08 | 4'-8' | Each |
| CM2550-12 | 6'-12' | Each |
| CM2550-18 | 6'-18' | Each |
| CM2550-24 | 8'-24' | Each |

Metal Braces-Push Brooms



Heavy-duty, triangular metal brace for use where the handle fastens onto the block add strength at this critical pressure point.

| | | |
|-------------------|-----------------------|-------------|
| FPGUARDIAN | GUARDIAN BRACE | Each |
|-------------------|-----------------------|-------------|



Metal brace fastens to brush block and center clamps around handle to provide additional stability and durability. All mounting hardware included.

| | | |
|-----------------|---------------------------|-------------|
| FPRIDGID | RIDGID METAL BRACE | Each |
|-----------------|---------------------------|-------------|

Brooms Brushes and Accessories



Handles and Braces

Metal Threaded Handles



Metal threaded tip securely attached to lacquered hardwood handle. To fit floor brushes, garage brushes, wax applicators, tank brushes and other items requiring threaded handles. Standard thread.

| | | |
|----------|-------------------|------|
| PC118-5 | 5' (1-18" X 60") | Each |
| PC2004-5 | 5' (15/16" X 60") | Each |
| PC2004-6 | 6' (15/16" X 72") | Each |

Tapered Handles



Lacquered hardwood handles with tapered end.

| | | |
|------------|--------------------|------|
| PC2003T | 5' (1-1/8" X 60") | Each |
| PC2003T-5 | 5' (15/16" X 60") | Each |
| PC2003T-54 | 54" (15/16" X 54") | Each |
| PC2003T-6 | 6' (15/16" X 72") | Each |

Wood Threaded Handles



Wood threaded handles to fit all floor brushes, garage brushes, wax applicators, tank brushes and other items requiring threaded handles. Lacquered hardwood.

| | | |
|------------|-------------------|------|
| PC2001NP-5 | 5' (15/16" X 60") | Each |
| PC2001NP-6 | 6' (15/16" X 72") | Each |

Brooms Brushes and Accessories



Push Brooms

Light Duty Push Brooms



POLYPROPYLENE BORDER WITH AGGRESSIVE CENTER - *Fine Sweep*

Durable polypropylene broom with aggressive center and a medium border. Great for light industrial use or wet applications. Not affected by petroleum products. Hardwood block has 2 pre-drilled holes for rigid brace. Trim 3-1/4". Handles sold separately.

| | | |
|-----------------|------------|-------------|
| FPP62-24 | 24" | Each |
| FPP62-36 | 36" | Each |

ORANGE FLAGGED POLYPROPYLENE - *Fine Sweep*

Filled with soft, lightly crimped, flagged filament for sweeping fine particles and dust on smooth surfaces. Hardwood block is 7/8" thick, 2-1/2" wide and has 2 pre-drilled holes for rigid brace. Trim 3". Handles sold separately.

| | | |
|----------------|------------|-------------|
| FP21-24 | 24" | Each |
| FP21-36 | 36" | Each |

HORSEHAIR BLEND - *Fine Sweep*

Horsehair and synthetic bristle blended to sweep fine particles on hard, smooth surfaces. Hardwood block is 7/8" thick, 2-1/2" wide. Trim 3". Handles sold separately.


| | | |
|----------------|------------|-------------|
| FP40-24 | 24" | Each |
| FP40-36 | 36" | Each |

MEDIUM BORDER WITH TAMPICO HEAVY CENTER - *Fine Sweep*

Durable polypropylene broom with aggressive center and a medium border. Great for light industrial use or wet applications. Not affected by petroleum products. Trim 3-1/4". Hardwood block has 2 pre-drilled holes for rigid brace. Handles sold separately.

| | | |
|----------------|------------|-------------|
| FP62-24 | 24" | Each |
|----------------|------------|-------------|

Brooms Brushes and Accessories



Push Brooms

General Duty Push Brooms



TAMPICO WITH WIRE CENTER-*Medium Sweep*

With one center row of wire to effectively loosen and remove soil and debris in shop and warehouse applications. Hardwood block has 2 pre-drilled holes for Rigid brace Trim 3". (Handle and Brace sold separately).

| | | |
|-----------------|------------|-------------|
| FP012-24 | 24" | Each |
| FP012-36 | 36" | Each |

HORSEHAIR/POLYPROPYLENE BLEND W/WIRE CENTER-*Medium Sweep*

Aggressive center combination removes stubborn debris, while horsehair/synthetic blend border sweeps surfaces clean. Great for shop and warehouse use. Hardwood block has 2 pre-drilled holes for Rigid brace. Trim 3" (Handle and Brace sold separately).


| | | |
|-----------------|------------|-------------|
| FP024-24 | 24" | Each |
| FP024-36 | 36" | Each |

Brooms Brushes and Accessories



Push Brooms

General Duty Push Brooms



HORSEHAIR/POLYPROPYLENE BLEND - Fine To Medium Sweep

Great for sweeping general purpose and light industrial applications. Hardwood block is 7/8" thick, 2-1/2" wide and 12" long. Trim 3". Handles sold separately.

| | | |
|----------------|------------|-------------|
| FP20-24 | 24" | Each |
| FP20-36 | 36" | Each |

BLACK TAMPICO-Fine To Medium Sweep

Resists heat and chemicals. Hardwood block is 7/8" thick, 2-1/2" wide. Trim 3". Handles sold separately.

| | | |
|----------------|------------|-------------|
| WM02224 | 24" | Each |
| WM02236 | 36" | Each |

BLACK POLYPROPYLENE-Fine To Medium Sweep

This bristle will not absorb moisture and is resistant to most chemicals, acids and oils. A durable synthetic broom that can be washed to extend broom life. Hardwood block is 7/8" thick, 2-1/2" wide. Trim 3". Handles sold separately.

| | | |
|------------------|------------|-------------|
| FP208P-24 | 24" | Each |
| FP208P-36 | 36" | Each |

ORANGE FLAGGED POLYPROPYLENE WITH HEAVY PLASTIC CENTER - Medium Sweep

Controls dust while the heavy plastic center loosens dirt. Designed for sweeping medium dirt in general purpose industrial use. Hardwood block has 2 pre-drilled holes for rigid brace. Trim 3". Handles sold separately.

| | | |
|----------------|------------|-------------|
| FP22-36 | 36" | Each |
|----------------|------------|-------------|

Brooms Brushes and Accessories



Push Brooms

Heavy Duty Push Brooms



MAROON POLYPROPYLENE- Heavy Duty Sweep

Stiff bristles hold up on sidewalks, parking lots and other rough surfaces. This long-wearing broom is not affected by water or petroleum products. Block is 7/8" thick, 2-1/2" wide. Has 2 pre-drilled holes for rigid brace. Trim 3-1/4". Handles sold separately.

HARDWOOD BLOCK

| | | |
|-----------------|------------|-------------|
| FPP72-24 | 24" | Each |
| FPP72-36 | 36" | Each |

FOAM PLASTIC BLOCK

| | | |
|------------------|------------|-------------|
| FP2072-24 | 24" | Each |
|------------------|------------|-------------|

ORANGE POLYPROPYLENE- Heavy Duty Sweep

Stiff orange plastic adds safety around the work site and in high traffic areas. This long-wearing brush is not affected by water or petroleum products. Hardwood block is 7/8" thick, 2-1/2" wide and has 2 pre-drilled holes for rigid brace. Trim 3-1/4". Handles sold separately.

| | | |
|----------------|------------|-------------|
| FP76-24 | 24" | Each |
|----------------|------------|-------------|

ORANGE POLYPROPYLENE-Heavy Duty Sweep

Durable, tough and long-wearing crimped safety orange bristle is perfect for street crews, construction and other demanding work sites. Street wood block is 1-1/4" thick, 3-1/2" wide, 24" long. Trim 5-1/8". (Tapered handles sold separately.)

| | | |
|------------------|------------|-------------|
| FP1124-24 | 24" | Each |
|------------------|------------|-------------|

PALMYRA- Heavy Duty Sweep

A popular natural brush for sweeping heavy debris. Hardwood block is 7/8" thick, 2-1/2" wide. Trim 4". Hardwood block has 2 pre-drilled holes for rigid brace. Handles sold separately.

| | | |
|----------------|------------|-------------|
| FP70-24 | 24" | Each |
| FP70-30 | 30" | Each |
| FP70-36 | 36" | Each |


Specialty Brushes



Use this brush where personal cleanliness is of the utmost importance. White polypropylene bristle. 1-1/2" x 5" hardwood block, trim 11/16"

| | | |
|------------------|----------------------------|-------------|
| 20-513-06 | HAND AND NAIL BRUSH | Each |
|------------------|----------------------------|-------------|

Brooms Brushes and Accessories



Specialty Brushes



Perfect for removing loose paint, borings and rust. The 4-3/4" long brush has a 1-1/4" wide brush trimmed to 1-5/8". Heavy-duty metal construction.

FP1544 METAL CHIP BRUSH Each



Parts brush designed to hold solutions and work them into intricate areas while removing oil, dirt and paint. Brush is approximately 10" overall length. Polypropylene filament, 1" dia. metal ferrule. 2-3/4" trim.

FP573N POLYPROPYLENE FILL BRUSH FOR PARTS CLEANING Each

Squeegees

Floor Squeegees



Heavy zinc plated metal frames with a high grade dual edge, replaceable rubber blade are designed for tapered handles. Straight squeegees feature a steel scraper. Handles sold separately.

STRAIGHT FLOOR SQUEEGEE

| | | |
|---------------|------------|-------------|
| CM1800 | 18" | Each |
| CM2400 | 24" | Each |
| CM3600 | 36" | Each |

CURVED FLOOR SQUEEGEE

| | | |
|----------------|------------|-------------|
| CMC2400 | 24" | Each |
| CMC3600 | 36" | Each |



For use in areas where hygiene is a top priority. Ideal for hospitals, kitchens, bathrooms, dairies, around swimming pools, or wherever metal components are undesirable. Acid-resistant polypropylene construction. Reinforced frame. Aluminum handle (UNGal56A), sold separately.

27-2255-06 FLOOR SQUEEGEE Each

Brooms Brushes and Accessories



Squeegees

Floor Squeegees



Control liquid better with this heavy-duty metal frame squeegee. Single-blade design in black rubber for most water applications. 30" long. Tapered handle sold separately.

FP330C 30" CURVED METAL FRAME FLOOR SQUEEGEE Each

Squeegee Brushes



Scrub and squeegee with a single tool. Perfect for kitchens, decks, bathrooms and uneven surfaces. Acid-resistant polypropylene reinforced frame incorporates a splash guard and Acme threaded socket. Durable fused polypropylene bristles and double moss rubber blade. (Handle sold separately.)

WM53018 18" SQUEEGEE BRUSH Each

Squeegee Buckets




6 gallon capacity pail with ergonomic plastic handle. Optional wheel kit available.

CM2559 UTILITY/SQUEEGEE BUCKETS Each

CM2560 SWIVEL WHEEL KIT FOR 2559 BUCKET Set

1 set contains 4 black wheels

Window Squeegees



General duty squeegee for cleaning windows at home or on automobiles.

HDS-216 16" PLASTIC SQUEEGEE Each




Squeegee with a strip washer in one. Just wash, flip over and squeegee using hand or pole. Quick spring release accepts both Pro® and Clip channels sold separately. Heads can be offset to clean over ledges.

27-1035-06 14" Each


27-0045-06 18" Each

Brooms Brushes and Accessories



Squeegees

Window Squeegees



Non-marking, white moss rubber makes quick work of water buildup on bathroom tile, countertops and other flat surfaces. 14" head.

27-5535-06 SHOWER/TILE SQUEEGEE Each




The Pulex squeegee, a modern version of the original Chicago squeegee, is the classic tool used by traditional window cleaners. The rubber blade is secured in the channel by a clip that adjusts the tension. The channel, which comes in 9 different sizes ranging from 15cm (6") to 55cm (22"), is made of extra stiff brass or stainless steel and secured to the handle by means of two screws.

| | | |
|-----------------|---|-------------|
| CM2500-2 | BRASS HANDLE | Each |
| CM2501-2 | WINDOW SQUEEGEE END CLIPS | Each |
| CM2510-2 | 10" BRASS CHANNEL, RUBBER & CLIPS | Each |
| CM2510-3 | 10" REFILL, SOFT BLADE | Each |
| CM2508-2 | 8" STAINLESS STEEL CHANNEL, RUBBER & CLIPS | Each |
| CM2508-3 | 8" REFILL, SOFT BLADE | Each |
| CM2512-2 | 12" BRASS CHANNEL, RUBBER & CLIPS | Each |
| CM2512-3 | 12" REFILL, SOFT BLADE | Each |
| CM2514-2 | 14" BRASS CHANNEL, RUBBER & CLIPS | Each |
| CM2514-3 | 14" REFILL, SOFT BLADE | Each |
| CM2516-2 | 16" BRASS CHANNEL, RUBBER & CLIPS | Each |
| CM2516-3 | 16" REFILL, SOFT BLADE | Each |
| CM2518-2 | 18" BRASS CHANNEL, RUBBER & CLIPS | Each |
| CM2518-3 | 18" REFILL, SOFT BLADE | Each |
| CM2522-2 | 22" BRASS CHANNEL, RUBBER & CLIPS | Each |

Stainless Steel Pro Window Squeegee. Fast-lock handle with rubber grip, channel and rubber blade. Cleans any flat, smooth surface.

27-035-06 14" COMPLETE SQUEEGEE Each
27-4016-06 16" COMPLETE SQUEEGEE Each

Brooms Brushes and Accessories



Upright Brooms Lobby Brooms



Angle Broom. Diameter: 7/8".

| | | |
|---------------------|------------------------------------|-------------|
| PC315 | SMALL ANGLE BROOM, COMPLETE | Each |
| PC320 | LARGE ANGLE BROOM, COMPLETE | Each |
| 20-0063-01-5 | REPLACEMENT HEAD ONLY | Each |
| 20-320-01 | WITH BLUE METAL HANDLE | Each |



Plastic lobby brooms for use with dust pans for continuous cleaning of convention centers, malls and office complexes or sweeping along baseboards. Flagged blue synthetic fill with a 4" or 7" trim length, for sweeping fine particles. Includes heavy-duty 4" metal handles.

| | | |
|--------------|--------------------|-------------|
| FP859 | 4" BRISTLES | Each |
| FP883 | 7" BRISTLES | Each |



Use with dust pans for continuous cleaning of convention centers, malls and office complexes or sweeping along baseboards. Stiff black synthetic fill with a 5" trim length for sweeping larger debris on hard floors and carpets. Includes 2.5' lightweight plastic coated metal handle.

| | | |
|--------------|--|-------------|
| FP860 | STIFF BLACK BRISTLE LOBBY BROOM | Each |
|--------------|--|-------------|



Corn-blend broom. 3/4" diameter orange handle.

| | | |
|----------------|------------------------------------|-------------|
| PC08-02 | TOY (2 ROWS OF STITCHING) | Each |
| PC10-03 | LOBBY (3 ROWS OF STITCHING) | Each |


Parlor Brooms



Parlor brooms. Only the top grades of corn, finely finished handles and quality workmanship go into our 5 sewn corn brooms.

| | | |
|----------------|--------------------------------------|-------------|
| PC21-05 | CORN-FIBER BLEND PARLOR BROOM | Each |
| PC22-05 | 100% CORN PARLOR BROOM | Each |

Brooms Brushes and Accessories



Upright Brooms

Polypropylene Brooms



An alternative to corn brooms. Great for use in creameries, breweries and warehouses. Black polypropylene plastic fill material is unaffected by water, oils, most acids, and fibers will not mold. Handle included.

FP973 BLACK POLYPROPYLENE METAL CAP BROOM Each

Whisk Brooms



Only the top grades of corn and fiber, finely finished handles and quality workmanship go into our corn brooms. Corn-fiber blend whisk broom, 2-sewn.

PC06-02 WHISK BROOM Each

Utility Brushes



Chemical and water-resistant polypropylene fiber in a rugged foam block makes this utility brush perfect for general use in schools, health care and industrial applications.

| 8-1/2" (Short) | 20" (Long) | 20" (Long with wood handle) | BRISTLES | |
|-------------------|---------------|-----------------------------------|--|------|
| FP505 | FP505L | | BROWN POLYPROPYLENE | Each |
| FP509 | FP509L | FP509LW | WHITE TAMPICO | Each |
| WM14008 | FP515L | | BLUE POLYPROPYLENE | Each |
| WM14308 | | | GREEN POLYPROPYLENE | Each |
| FP513 | FP513L | | STIFF PALMYRA FIBER | Each |
| FP620 | FP620L | | NYLON | Each |
| | FP624L | | FLAGGED BLACK AND WHITE POLYESTRENE | Each |


Vehicle Wash Brushes



Truck Wash Brushes. Designed for use with phosphoric acid brightener solutions for exterior cleaning on cement trucks and other commercial vehicles. Flo-thru design delivers a constant flow of water. Handles sold separately.

FP1209 POLYSTYRENE TRUCKWASH BRUSH Each

Brooms Brushes and Accessories



Vehicle Wash Brushes



Flo-Thru design delivers a constant flow of water. Densely filled with vinyl bumpers to protect vehicle finishes.

| | | |
|--------------|---------------------------------------|-------------|
| FP467 | 10" FLOTHRU BRUSH, TAMPICO MIX | Each |
| FP468 | 10" NYLEX FLOTHRU BRUSH, GREEN | Each |



Water Brooms



Water Broom cleans any paved surface inside or out with one tenth the water and one third the time. Water Broom is constructed of heavy gauge steel with a brass ball valve, heavy duty swivel casters, threaded brass nozzles, and machined brass hose couplings. Water Broom is three feet wide and operates on normal water pressure. It comes complete and ready to connect to standard garden hose.

| | | |
|---------------|-------------------------------|-------------|
| AEC4-7 | HEAVY DUTY WATER BROOM | Each |
|---------------|-------------------------------|-------------|

Window Brushes




Foam block is densely filled with soft, flagged copper or orange colored polystyrene. Has standard threaded, flow-through handle hole and tapered handle hole. Block measures 8" long, 2-1/2" wide and 1-1/2" thick. Trim 2-1/2". Handles sold separately.

| | | |
|---------------|--|-------------|
| FP1208 | 8" COPPER WINDOW BRUSH | Each |
| FP1222 | 10" ORANGE POLYSTYRENE WINDOW BRUSH | Each |



Brooms Brushes and Accessories



Window Brushes

Round Window Brushes



Round window brush, 4-1/2" diameter brush for smaller, unusually shaped or intricately designed windows. Three handle holes, tapered, threaded and flow-through threaded. Handle sold separately. Foam block, trim 2-1/2".

| | | |
|------------------|--|-------------|
| FP23 | COPPER-COLORED POLYSTYRENE FILL | Each |
| 20-051-12 | HORSEHAIR/SYNTHETIC BLEND FILL | Each |

T Window Cleaning System



Window cleaning "T" handle and replacement sleeves (white) with high water retention. Also comes available with a non-scratch rough, textured strip for removal of dirt build up. Available in 14" and 18" lengths.

14" "T" WINDOW CLEANING SYSTEM

| | | |
|-----------------|---|-------------|
| CM2514-4 | RUGGED ABS PLASTIC "T" HANDLE, BLUE | Each |
| CM2514-5 | REPLACEMENT WASHER SLEEVE | Each |
| CM2514-6 | REPLACEMENT WASHER SLEEVE W/ABRASIVE STRIP | Each |

18" "T" WINDOW CLEANING SYSTEM

| | | |
|------------------|---|-------------|
| CM2518-4P | RUGGED ABS PLASTIC "T" HANDLE, BLUE | Each |
| CM2518-5 | REPLACEMENT WASHER SLEEVE | Each |
| CM2518-6 | REPLACEMENT WASHER SLEEVE W/ABRASIVE STRIP | Each |

Wire Brushes



For a more comfortable grip, try the shoe handle style block. 4 x 16 rows of fill on a 10" long wood block. Tempered steel trim 1-1/4".

| | | |
|------------------|-------------------|-------------|
| 20-541-06 | WIRE BRUSH | Each |
|------------------|-------------------|-------------|

Brooms Brushes and Accessories



Wire Brushes



Tempered round wire for removing rust, metal burrs, paint and varnish. 3 x 19 rows of fill on a 13-3/4" long wood block. Tempered trim is 1-1/8".

FP1551 CURVED HANDLED WIRED BRUSH WITHOUT SCRAPER Each

FP1554 CURVED HANDLED WIRED BRUSH WITH SCRAPER Each



This 12" long rounded end block is filled with 4 x 11 rows of tempered steel wire and has a 2-3/4" wide scraper blade. Trim 1-5/8".

FP1565 HEAVY-DUTY WIRE BRUSH WITH SCRAPER Each